


\$2.00

# **WILLIAMS**

***ELECTRIC TRAINS***



**1984**



**NEW** Solid State Electronic Reverse

**NEW** Deluxe Real "O" Track

**NEW** Hand Crafted Brass "O" Scale Steamers

**NEW** GG-1 Locomotives

**NEW** Famous Name 5 Car Deluxe Passenger Sets

**NEW** Sure Grip Traction

**A word from the manufacturer:**

Williams' Reproductions has been manufacturing electric trains since 1970. Our commitment is to provide you with the highest quality at the lowest price. In many cases, we are best at any price. If you have never purchased a Williams' Electric Train, we suggest you try one now and experience the best for less.

All the vibrant color and action of real railroading...that's literally true of Williams' Trains! Look at the new, long, scale-modeled Williams' Locomotives -- what a choice of detail and color with authentic R.R. heralds! Further, these locos feature "Sure Grip Traction" for more speed -- more pull -- more climb. Williams "Sure Grip Traction" system is a permanent track-gripping system with all metal wheels and gears together with four gripping tires, two on each set of trucks. All Williams' Locomotives have the advantage of a powerful balance cam motor for smooth running performance and long lasting dependability.

**IMPORTANT NOTICE:**

In 1983, the entire Williams train line was sold out before the end of the year. 1984 will be a repeat performance as Williams is revolutionizing the "O" gauge train market with these exciting new products. See your Williams dealer and place your order early. Be good to yourself -- you deserve it! Remember "You can pay more, but you can't buy better".

**Complete Ready-to-Run "O" & "O-27" Gauge  
From Beginner Sets up to Collector Sets**





## BALDWIN SHARKNOSE DIESEL

First time ever produced for the tinplate market.

This sleek performer features all **Brass Hand-Crafted Limited Edition Cabs...** custom painted in either Pennsylvania or New York Central.



### The powered A unit features:

- ★ Twin motors
- ★ Ready-to-Run
- ★ Automatic couplers
- ★ Worm drive with all metal gears
- ★ Illuminated number boards and headlight
- ★ **Williams New Electronic Reversing Unit** (see page 23 for details)
- ★ Scale length, width and height

If you've been looking for a new diesel...This is it! They are used for both passenger and freight service. A rare and unusual diesel that you'll be proud to own. Available only as A-B configuration.

### Order Numbers:

- #4400 Baldwin Shark Pennsylvania A-B units
- #4401 Baldwin Shark New York Central A-B units

### Limited Edition -

Production of just 500 Pennsylvania A-B units and 500 New York Central A-B units.

# PENNSYLVANIA'S TWIN-MOTOR ELECTRIC "GG-1" LOCOMOTIVE

## Features:

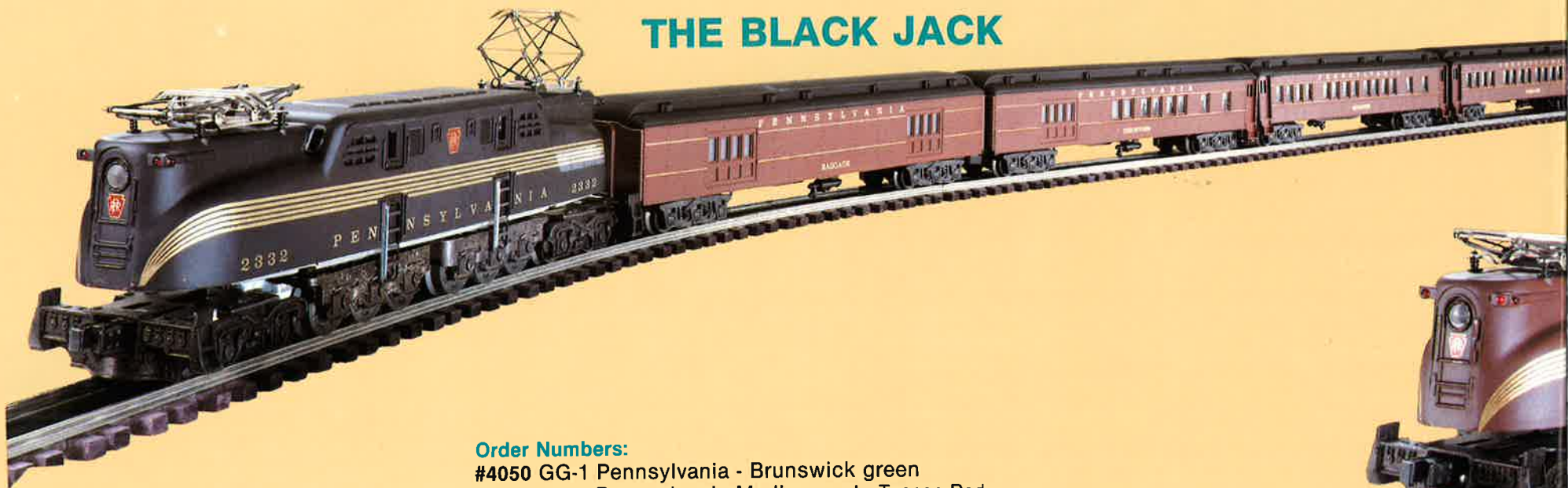
- ★ Two powerful wormdrive motors with all metal gearing throughout
- ★ Williams Electronic Reversing (see page 23 for details)
- ★ Operating steel pantographs
- ★ Die Cast metal cab and power blocks
- ★ Exact duplication of General Electric driving wheel assembly
- ★ Bronze oilite bearings for lifetime wear
- ★ Dual headlights      ★ Ready-to-run      ★ Length 15"      Weight 5¾-lbs.

The famous locomotive of the Pennsy fleet.

This classic "O" gauge masterpiece is a smooth performer and is at home with freight drags as well as passenger consists.



## THE BLACK JACK



## Order Numbers:

- #4050 GG-1 Pennsylvania - Brunswick green
- #2501 5 car Pennsylvania Madison set - Tuscan Red
- #4052 GG-1 Pennsylvania - black
- #2502 5 car Pennsylvania Madison set - Tuscan red with black roofs
- #4051 GG-1 Pennsylvania - Tuscan Red
- #2601 5 car Pennsylvania striped aluminum set

*Locos Are Sold  
Separately From Cars*







## THE PENNSYLVANIA LOCAL

# HEAVY WEIGHT STANDARD CARS

Claimed as the finest model cars ever built. These heavy molded cars mounted on heavy six-wheel trucks are fully 14½" long and are designed for "O" gauge track! Interiors of all cars are illuminated by two lamps and light coming through windows shows tiny passengers peering out.

All cars are custom painted with sharp and crisp heat stamp lettering. The finest detail of any models built. These Madison cars are acclaimed by collectors and serious operators as the finest. They symbolize the era when passenger trains were the Hallmark of travel. The care and attention to detail is unmatched and will provide a lifetime of operating pleasure. Available in 5 car sets only...Baggage, Combine, two Pullmans and Observation with accurately detailed rear platform and awning.



## THE CONGRESSIONAL



## "O" GAUGE LUXURY LINER PASSENGER CARS

These Passenger "clubs on wheels" are So Real, So Perfect you can almost hear the conductor shout "All Aboard"!

These long, low-slung extruded heavy-gauge aluminum passenger beauties are superb examples of Williams perfection. Here is the gleaming "Railway Express" car with real sliding doors...smooth running Pullmans...the modernistic "Vista-Dome" for scenic minded passengers...the boat-tail observation with rear red marker lights. Passenger cars are twin illuminated, show passenger silhouettes in glassed-in windows. Each car is 16¼" long. (Sold as 5 car sets only.)


Of all the trains in America...none carried more important dignitaries than the world famous "Congressional" between Washington, D.C. and New York...No wonder Williams has been deluged with requests to bring the train back! Don't miss out this time.



# THE NEW YORK CENTRAL STREA

## Important statistics of this famous train:

- ★ On June 15, 1938, the new "Centuries" began their 16-hour service between Chicago and New York.
- ★ Fastest regular service schedule between New York and Chicago...just 16 hours.
- ★ Fully equipped service bar and barber shop.
- ★ Communication with dining car by telephone.
- ★ Every car completely air-conditioned.
- ★ First all-room in America.



If you are a fan of New York Central equipment and want the best...you have no other decisions to make...add this premier train to your roster.



# MLINED 20th CENTURY LIMITED

Relive the apex of American passenger travel by operating and displaying this supreme **Hand Crafted Limited Edition** of the finest passenger train ever to run on American rails.

This magnificent train is pulled by the full scale "O" gauge streamlined Hudson locomotive with the same features and construction as the Mighty Engine of the Century described on Page 12. Of all the streamlined steamers introduced before World War II this engine was the most popular and set many speed records...The best.


First Class luxury is provided by five sleek two-tone grey aluminum passenger cars...all custom painted and lettered by Williams attention to detail and quality.



## "O" GAUGE LUXURY LINER PASSENGER CARS

These Passenger "clubs on wheels" are So Real, So Perfect you can almost hear the conductor shout "All Aboard"!

These long, low-slung extruded heavy-gauge passenger beauties are superb examples of Williams perfection. Here is the gleaming "Railway Express" car with real sliding doors...smooth running Pullmans and the boat-tail observation with rear red marker lights. Passenger cars are twin illuminated, show passenger silhouettes in glassed-in windows. Each car is 16 1/4" long. (sold as 5 car sets only.)



### Order Number:

#4001 Scale Streamlined Hudson - New York Central

#2604 5 car New York Central painted aluminum set (Baggage, 3 Pullmans and Observation)



THE LIBERTY BELL LIMITED



LOCOMOTIVES SOLD  
SEPARATELY FROM CARS.

**WILLIAMS**  
ELECTRIC TRAINS

## GENERAL MOTORS DIESELS

There's streamlined power in every inch of these handsome, smooth-pulling Diesel "growlers". Big double-A units, backed up, are driven by TWO powerful worm drive motors (both motors in one unit) and measure fully 26½" long. Patterned after the famous General Motors Diesel, and carrying actual coloring and insignia of the real roads. All details are blueprint correct—louvres, ports, exhausts, headlights and operating knuckle couplers on both pilot ends. Worm gear drive permits realistic crawling starts or streaking along at high express speeds. Power unit is equipped with the **Williams' New Electronic Reversing unit** (see page 23 for details). These realistic diesels have all metal gearing, solid steel wheels, and oil impregnated axle bearings giving a lifetime of trouble free operation.





## SANTE FE SILVER ARROW EXPRESS



## THE CITY OF SAN FRANCISCO



## THE KEYSTONE LIMITED



# "O" GAUGE LUXURY LINER PASSENGER CARS

These Passenger "clubs on wheels" are So Real, So Perfect you can almost hear the conductor shout "All Aboard"!

These long, low-slung extruded heavy-gauge aluminum passenger beauties are superb examples of Williams perfection. Here is the gleaming "Railway Express" car with real sliding doors ... smooth running Pullmans ... the modernistic "Vista-Dome" for scenic-minded passengers ... the boat-tail observation with rear red marker lights. Passenger cars are twin illuminated, show passenger silhouettes in glassed-in windows. Each car is 16 1/4" long. (sold as 5 car set only).

FOR DETAILS ON THE STANDARD  
HEAVYWEIGHT CARS SEE PAGE 24.

### ORDER NUMBERS

- #4306 F-7 AA Pennsylvania Brunswick green
- #2500 5 car Pennsylvania Madison set - Brunswick green
- #4303 F-7 AA Sante Fe
- #2603 5 car Sante Fe striped aluminum set
- #4302 F-7 AA Union Pacific
- #2602 5 car Union Pacific painted aluminum set - yellow & gray
- #4305 F-7 AA Pennsylvania - tuscan red
- #2600 5 car Pennsylvania painted aluminum set - tuscan



**All-Aboard!  
Go First Class  
with Williams'**

**Limited Editions-  
Amtrak Deluxe  
"0" gauge  
Streamliner sets**





# New Amtrak Diesel Locomotives

## Features & Details

Williams' new Electronic Solid State Reversing Unit with remote forward-neutral-reverse control

- Twin motors for maximum pulling power • Authentic Amtrak markings
- Twin lighting • Automatic couplers • Ready-to-Run.

# New Amtrak Passenger Cars

## Features & Details

Rugged lightweight extruded aluminum bodies • Authentic Amtrak markings

- New design lightweight easy rolling four wheel trucks
- Twin lighting in all passenger cars • Ready-to-Run.



### Order Numbers

#4740 F-7 Amtrak Diesel Twin motored A + Dummy A

#2610 5 car Amtrak aluminum set-Baggage, 2 Coaches, Vista Dome, and Observation

#4660 FM Amtrak Trainmaster Diesel.

#2700 4 car Amtrak Amfleet set-4 coach cars.




# NEW YORK CENTRAL SUPER HUDSON



**Hand Crafted Limited Edition**  
Williams fleet is constructed of brass. The boiler, cab, and trailing trucks, and pilot are cast in detail to the model with a fine finish. The door actually opens on tiny hinges. The wheels are the wheels. The central crank pin is polished and presents a flawless kinematic appearance. The permanent, non-tarnishing appearance of the pipes and steam gauges.

Powered by a heavy duty motor, the train can negotiate curves having a radius of not less than 10 feet. New Electronic Reversing unit (s)



#### Order Numbers

#4000 Scale Hudson - New York Central

#2503 5 car New York Central Madison Set -

(Baggage, Combine, 2 Pullmans, Observation)



**Brass Construction ...** Full scale 1/4" to the foot ... this premier engine of the  
 s and assembled exactly the same as the prized collector pieces costing over  
 r are precision made of sheet brass. Drive wheels, tender trucks, boiler front,  
 f solid brass. The loco is embellished with cast detail parts which impact  
 r definition. Headlight is projected by a lamp hidden behind smokebox door.  
 ges. Drive wheels are cast, machined, then nickel plated rims are pressed on  
 ds an accurately shaped eccentric crank. The Baker valve gear is reproduced  
 tion. Rods and cranks of the driving gear are cast and nickel plated to provide  
 arance of polished steel. Engineer's cab is fitted with firebox doors, valves,

with worm gear drive. Will operate on 3 rail "O" gauge track or any track with  
 an 15". Locomotive is 24 1/2" long is custom painted, equipped with **Williams**  
 (page 23 for detailed description) and is Ready-to-Run.



## HEAVY WEIGHT STANDARD CARS

Claimed as the finest model cars ever built. These heavy molded cars mounted on heavy six-wheel trucks are fully 14 1/2" long and are designed for "O" gauge track! Interiors of all cars are illuminated by two lamps and light coming through windows shows tiny passengers peering out.

All cars are custom painted with sharp heat stamp lettering. The finest detail of any models built. These Madison cars are acclaimed by collectors and serious operators as the finest. They symbolize the era when passenger trains were the Hallmark of travel. The care and attention to detail is unmatched and will provide a lifetime of operating pleasure. Available in 5 car sets only...Baggage, Combine, two Pullmans and Observation with accurately detailed rear platform and awning.



# SUPER LOCOMOTIVES

*from Williams*

**POWERFUL "O" GAUGE  
HEAVY DUTY  
ROAD ENGINES**

**INDUSTRIAL SWITCHERS  
GENERAL MOTORS F-7's**

**GENERAL MOTORS SD-45s    FM TRAINMASTERS  
THE GREATEST SELECTION EVER!**



#46

#47



#55

#45



#4203



#4201



#4204



#4205

## Order Numbers:

- #45 Industrial Switcher Conrail
- #46 Industrial Switcher Pennsy (green)
- #47 Industrial Switcher Pennsy (tuscan)
- #54 Industrial Switcher Unmarked
- #55 Industrial Switcher Pennsy (blue)
- #4100 FM Pennsylvania (green) (not illustrated)
- #4101 FM Pennsylvania (tuscan)
- #4102 FM Great Northern (shown on page 16)
- #4103 FM New York Central (shown on page 16)
- #4104 FM Union Pacific (shown on page 16)
- #4105 FM Jersey Central (not illustrated, colors blue & orange)
- #4106 FM Canadian Pacific (not illustrated, colors gray & maroon)
- #4107 FM Southern Pacific (not illustrated, colors black & silver)
- #4108 FM Lackawanna (not illustrated, colors gray & maroon)
- #4109 FM Norfolk & Western (not illustrated, colors red & black)
- #4660 FM Amtrak (shown on page 10)

- #4150 FM Unpainted
- #4200 SD-45 Pennsylvania (green)
- #4201 SD-45 Pennsylvania (tuscan)
- #4203 SD-45 C.P. Rail
- #4204 SD-45 Union Pacific
- #4205 SD-45 Erie Lackawanna
- #4206 SD-45 Southern Pacific
- #4207 SD-45 Northern Pacific (not illustrated, colors black & gold)
- #4250 SD-45 Unpainted
- #4300 F-7 AA Western Pacific
- #4301 F-7 AA Texas Special
- #4302 F-7 AA Union Pacific
- #4303 F-7 AA Santa Fe
- #4304 F-7 AA Jersey Central
- #4305 F-7 AA Pennsylvania (tuscan red, shown on page 8)
- #4306 F-7 AA Pennsylvania (green)
- #4740 F-7 AA Amtrak (shown on page 10)
- #4350 F-7 AA Unpainted



#4300





### Features:

- Twin motors\*
- Custom paint & finish
- All metal gears
- Solid steel wheels
- Die cast metal power trucks
- Ready-to-run
- AC or DC operations (3 rail)

All Williams locomotives are equipped with the new [Solid State Electronic Reverse](#) except the Industrial Switchers. The Electronic Reverse can be installed in the Industrial Switchers.

These engines are powered with precision motors and gears as used in expensive "O" scale locos. The result is a very smooth operation at any and all speeds. Also these engines will outpull most of the engines in your inventory. This is accomplished by the installation of weights above the drive wheels - an exclusive with Williams. Add several of these beauties to your locomotive roster today and experience the thrill of operating a precision locomotive.

*\*F-7 Locos have two motors in one "A" unit followed by a dummy "A" unit, Switcher Locos #45 & #55 have single motor with traction grip wheels!*







# TWIN-MOTOR "O" GAUGE FAIRBANKS



- ★ Superbly-detailed reproduction of the 2400 HP Fairbanks-Morse Diesel
- ★ Two separate worm-drive motors with bronze thrust bearings
- ★ Zinc Die-cast power truck blocks with solid sintered wheels
- ★ [Williams Electronic Reversing](#) (see page 23 for details)

This "queen of the rails" is 16½" from end to end ... authentic hand rails all around! The tri-mount trucks are built to exact Fairbanks-Morse scale specifications—right down to the journal assembly and spring arrangement. Each pilot shows actual air hose connections and carries operating couplers. Up front is the brilliant headlight and special "Mars" light. On the sides ... vertical grills used for intake fans on the real engine. The understructure shows oil tank, compressed air tank for brakes in stunning detail. Only Williams makes them like this.

Additional Features—automatic couplers, bronze oil impregnated axle bearings, all metal gears and Ready-to-Run.

#### Order Numbers:

- #4104 FM Trainmaster Union Pacific
- #2505 5 car Union Pacific Madison set — yellow & grey
- #4103 FM Trainmaster New York Central
- #2503 5 car New York Central Madison set
- #4102 FM Trainmaster Great Northern
- #2504 5 car Great Northern Madison set
- #4101 FM Trainmaster Pennsylvania
- #2501 5 car Pennsylvania Madison set — tuscan red



# NKS-MORSE TRAINMASTER DIESELS



THE UNION PACIFIC LIMITED



THE NEW YORK CENTRAL LIMITED



THE EMPIRE BUILDER



THE PENNSY LIMITED

**LOCOMOTIVES ARE SOLD  
SEPARATELY FROM CARS**

## HEAVYWEIGHT STANDARD CARS

Acclaimed the finest model cars ever built. These heavy, molded cars, mounted on heavy, six-wheel trucks, are fully 14½" long and are designed for "O" gauge track! Interiors of all cars are illuminated by two lamps, and light coming through windows shows tiny passengers peering out. All cars are custom painted with sharp and crisp heat stamp lettering. The finest detail of any models built. Available in 5 car sets only...Baggage, Combine, two Pullmans and Observation with accurately detailed rear platform and awning.

These madison cars are acclaimed by collectors and serious operators as the finest. They symbolize the era when passenger trains were the Hallmark of travel. The care and attention to detail is unmatched and will provide a lifetime of operating pleasure.



**WILLIAMS**  
ELECTRIC TRAINS

'O' GAUGE  
**ELECTRIC TRAIN SET**  
"Collector Series"

Pennsylvania Train Set  
Includes complete  
Union Station Building Kit  
with snap-on pieces!

Union Pacific Train Set  
Includes complete  
Signal Bridge and Switch Tower  
Building Kit  
with snap-on pieces!



WORKING  
HEADLIGHT

**WILLIAMS**  
ELECTRIC TRAINS

• Operates on "O" and "O-27" gauge 3-rail layouts. AC or DC current. • Loco and cars will couple with all other 3-rail trains.

TRACK AND POWER PACK NOT INCLUDED.  
Components included may differ from illustration.

## PENNSY COMMUTER SPECIALS

**Set #2000** includes the scale twin-motored F-7 Diesel Loco in Brunswick green, three matching lighted Madison Cars and a scale structure Union Station - a super value!

**Set #2001** same as set #2000 except train set is painted Tuscan red.

## FAST FREIGHTS

**Set #2010** Union Pacific Fast Freight includes the scale twin-motored F-7 Union Pacific Diesel Loco, scale proportioned Dow Chemical tanker, Reading covered hopper, U.P. gondola and Pennsy caboose; two scale structures, a signal bridge and a switch tower.


**Set #2011** same as set #2010 except loco is painted Pennsylvania Brunswick green.

**Set #2012** same as set #2010 except loco is painted Pennsylvania Tuscan red.

### Features:

- Massive scale F-7 Diesel equipped with twin motors, **new Electronic Reverse Unit**, automatic coupler and operating headlight
- All metal gears, wheels and bearings
- Rolling stock is scale proportioned-detail perfect with easy rolling steel wheels
- All equipment is Ready-to-Run
- Track and Power pack not included.





## THREE ACTION PACKED WILLIAMS TRAINS

Each set includes everything illustrated **PLUS** • extended 27"x45" oval layout • 8 curved and 4 straight track sections • UL listed DC power pack • lockon, wires, and instructions.

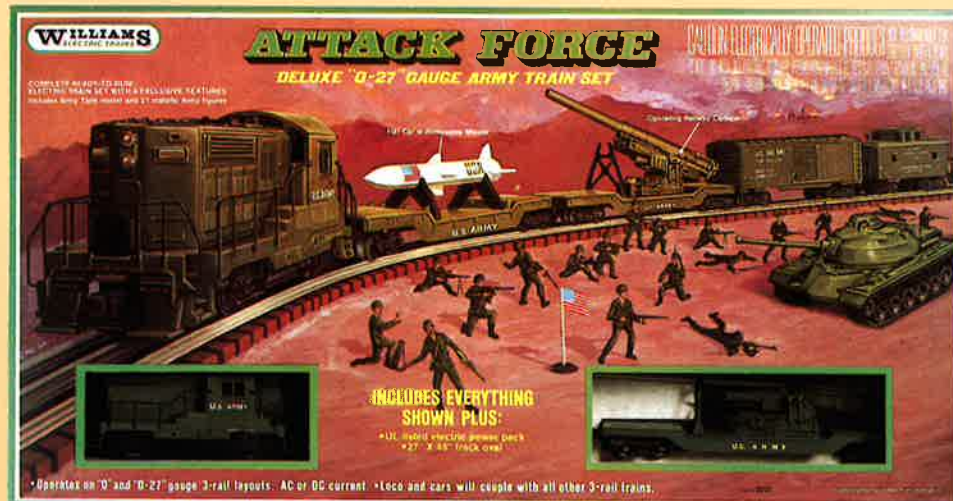
### Order Numbers:

#2310 Deluxe Attack Force Army Set

#2320 Deluxe NASA Space Set

#2330 Deluxe Pennsy Freight Master

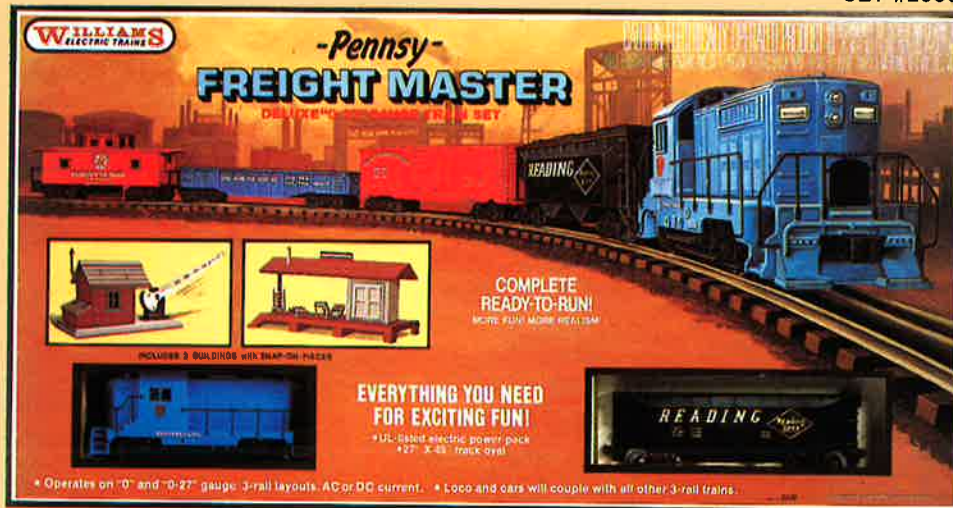
SET #2310



SET #2320



SET #2330



**DELUXE READY-TO-RUN "O-27" GAUGE TRAIN SETS  
COMPLETE WITH TRACK AND POWER PACK!**  
The perfect starter sets for exciting big train fun and railroad action!





## DELUXE SUPER FREIGHTS

These sets are designed for those who already have track and transformer layouts. They are complete and ready-to-run on your layout with AC or DC current. They feature single motor direct drive with traction grip wheels and scale proportioned freight cars with easy rolling solid steel wheels and axles. Couplers are compatible with the popular brand of "O" and "O-27" gauge trains.



SET #40



SET #50








# SCALE PROPORTIONED FREIGHT CARS



Set #40 Consists of #45 Conrail Mighty Mite Loco,  
#401 Box, #301 Gondola, #801 Flat, #701 Caboose.



Set #50 Consists of #45 Conrail Mighty Mite Loco,  
#101 Tank, #401 Box, #201 Hopper, #701 Caboose.



Set #60 Consists of #65 CP Rail SD-45 Loco (single motor)  
#101 Tank, #301 Gondola, #401 Box, #201 Hopper,  
#801 Flat, #701 Caboose.

SET #60

## Features


- Ready-to-run
- Solid steel wheels
- Economy priced
- Will run on "O" and "O-27" gauge track





# "O" GAUGE SCALE PROPORTIONED RAILROAD CAR KITS

Cars have trucks that  
are compatible with Lionel trains.




No. 0100 - TANK CAR KIT - Scale 37 ft.



No. 0200 - HOPPER CAR KIT - Scale 34 ft.



No. 0300 - GONDOLA CAR KIT - Scale 40 ft.



No. 0400 - BOX CAR KIT - Scale 40 ft.



No. 0500 - REEFER CAR KIT - Scale 40 ft.



No. 0600 - STOCK CAR KIT - Scale 40 ft.



No. 0700 - CABOOSE CAR KIT - Scale 29 ft.



No. 1100 - BAGGAGE CAR KIT - Scale 56 ft.



No. 1200 - COMBINE CAR KIT - Scale 56 ft.



No. 1300 - COACH CAR KIT - Scale 56 ft.



No. 1400 - OBSERVATION CAR KIT - Scale 56 ft.

Easy to follow instructions included with each kit  
and assembly requires no special tools

All equipment is ready to paint and letter  
with your favorite roadname

**Decals not included**

*These kits have the same quality, value and detail as those costing many times more.*


★ Molded from high impact styrene & ABS plastics.

★ Precision dies yielding authentic super detailing.





## NEW REAL "O" TRACK




*Mates perfectly with all Lionel "O" gauge track and switches.*

No doubt about it...this is the finest "O" gauge track in the world!! The finest Locos and the finest rolling stock deserve the finest track... **WILLIAMS REAL "O" TRACK.**

**WILLIAMS REAL "O" TRACK** is model rail track at its very best! Provides all the operating advantages of three rail track and can be used interchangeably with any regular "O" gauge track and switches.

### WILLIAMS REAL "O" TRACK HAS:

- ★ Scale realism
- ★ Authentic closely-spaced ties
- ★ Realistic woodgrained ties
- ★ Accurately detailed rail spikes and tie plates
- ★ Realistic 42" Diameter Circle for high speed runs



### Order Numbers:

- #1041 Straight 10" Long
- #1042 Curved 10" Long

Note: A Complete Circle Requires 12 Curve Sections.

## ELECTRONIC REVERSING UNIT

Solid state high-technology reversing capability comes to you with performance and reliability so perfect you'll install these in all your Locomotives.

There are no moving parts so there is nothing to mechanically wear out or break down and the reversing functions are accomplished with no hum or noise...the unit performs its duties in absolute silence...just like on the real railroads.


The sequence is forward-neutral-reverse-neutral-etc. just like the old fashioned "E" unit.

Unit comes completely assembled with easy to follow instructions for installation in minutes.

Units measure 3½" long by 1½" inches wide by ¾" inches high. Voltage rating is 50 volts and current rating is 4 amps, more than adequate for all locomotives.

### Order Numbers:

#1010 **WILLIAMS D.C. REVERSING UNIT** For all Williams "O" gauge locomotives ever manufactured.







# Passenger Cars for "O" Gauge Layouts



## Deluxe Madison Passenger Cars

These passenger cars are recognized by collectors and serious operators as the finest. They symbolize the era when passenger trains were the hallmark of travel. The care and attention to detail is unmatched and will provide a lifetime of operating pleasure.

• Cars measure 15" long • Twin lighting in all cars • Six wheel trucks • Baked enamel finish • Ready-to-Run. (Sold as sets only)

### Order Numbers:

- # 2500 5 Car Pennsylvania Madison Set - Brunswick Green  
(baggage, combine, 2 coaches, observation) Pages 8 & 9
- # 2501 5 Car Pennsylvania Madison Set - Tuscan Red  
(baggage, combine, 2 coaches, observation) Pages 4 & 5
- # 2502 5 Car Pennsylvania Madison Set - Tuscan Red, Black Roofs  
(baggage, combine, 2 coaches, observation) Pages 4 & 5
- # 2503 5 Car New York Central Madison Set  
(baggage, combine, 2 coaches, observation) Page 13
- # 2504 5 Car Great Northern Madison Set  
(baggage, combine, 2 coaches, observation) Pages 16 & 17
- # 2505 5 Car Union Pacific Madison Set - Yellow & Grey  
(baggage, combine, 2 coaches, observation) Pages 16 & 17
- # 2506 5 Car Union Pacific Madison Set - Two-Tone Grey  
(baggage, combine, 2 coaches, observation) *not illustrated*
- # 2507 5 Car Baltimore & Ohio Madison Set - Royal Blue  
(baggage, combine, 2 coaches, observation) Page 24
- # 2508 5 Car Santa Fe Madison Set - Pullman Green  
(baggage, combine, 2 coaches, observation) *not illustrated*
- # 2509 5 Car Norfolk & Western - Red & Black  
(baggage, combine, 2 coaches, observation) *not illustrated*



## "O" Gauge Luxury Liner Passenger Cars

These Passenger "clubs on wheels" are So Real, So Perfect you can almost hear the conductor shout "All Aboard"!

These long, low-slung extruded heavy-gauge passenger beauties are superb examples of Williams perfection. Here is the gleaming "Railway Express" car with real sliding doors...smooth running Pullmans...the modernistic "Vista-Dome" for scenic minded passengers...the boat-tail observation with rear red marker lights. Passenger cars are twin illuminated, show passenger silhouettes in glassed-in windows. Each car is 16 1/4" long. (sold as sets only.)

### Order Numbers:

- # 2600 5 Car Pennsylvania Painted Aluminum Set  
(baggage, 2 Pullmans, Vista Dome, observation) Pages 8 & 9.
- # 2601 5 Car Pennsylvania Striped Aluminum Set  
(baggage, 2 Pullmans, Vista Dome, observation) Pages 4 & 5.
- # 2602 5 Car Union Pacific Painted Aluminum Set  
(baggage, 3 Pullmans, observation) Pages 8 & 9.
- # 2603 5 Car Santa Fe Striped Aluminum Set  
(baggage, 2 Pullmans, Vista Dome, observation) Pages 8 & 9.
- # 2604 5 Car New York Central Painted Aluminum Set  
(baggage, 3 Pullmans, observation) Pages 6 & 7.
- # 2605 5 Car New York Central Striped Aluminum Set  
(baggage, 2 Pullmans, Vista Dome, observation) *not illustrated*
- # 2610 5 Car Amtrak Striped Aluminum Set  
(baggage, 2 Pullmans, Vista Dome, observation) Pages 10 & 11.