



BACHMANN TRAINS



AMERICA'S SEMIQUINCENTENNIAL



Celebrate the United States of America's 250th anniversary with patriotic train sets, locomotives and rolling stock from Bachmann. From our limited-edition American Freedom Train GS-4 steam set to locomotives, motorized railcars, and rolling stock in various historical and period red, white, and blue schemes, there are plenty of ways to pay tribute to America's Sesquicentennial on your model railroad. See the Celebrating America section for more.

Bachmann Icon System Guide

The Bachmann icon system is designed to help you learn more about each model in our product line, such as which historical eras each locomotive or rolling stock product is appropriate for, and what features may be included. See below for a full explanation of each icon.



Working Headlight

Models with this symbol feature a functioning forward-facing headlight.



Interior Lighting

Models with this symbol feature a lighted interior.



Directional Lighting

Models with this symbol feature both forward and rear-facing headlights which will automatically dim or turn off when the direction of the locomotive changes.



FZ Mark II Equipped

Models with this symbol are equipped with FZ Mark II Mark II knuckle couplers featuring magnetic coupling and uncoupling.



Operating Pantograph

Models with this symbol feature a possible pantograph that can be used to power the locomotive via overhead wires.



Knuckle Couplers

Large-scale models with this symbol include prototypical AAR knuckle couplers.



Speaker Equipped

Models with this symbol are equipped with a built-in speaker for DCC-based operations. Refer to the model's feature list to see whether DCC is also included.



European-Style Hook and Loop Couplers

Models with this symbol feature couplers compatible with British or European models.



Dash Lights or Marker Lights

Models featuring this symbol are equipped with additional lighting features such as dash lights or marker lights.



Removable Load

Rolling stock with this symbol features a freight load that can be added or removed.



Opening Doors

Models with this icon feature possible opening doors.



Metal Construction

Locomotives or rolling stock with this symbol feature primarily die-cast metal construction.



Smoke Unit Equipped

Models with this icon feature an operating smoke unit.

Choosing Your Model Based on Era

We've categorized American railroad history into six distinct eras. Each model now includes the symbol for the era it could be found operating in. If the prototype locomotive or rolling stock was used over a time period spanning multiple eras, all appropriate era symbols are included.



1827 - 1860
Early Railroad Era



1865 - 1910
Transition Era



1910 - 1940
Golden Era



1940 - 1970
Transition Era



1970 - 1990
Second Generation Era



1990 - 2025
Modern Era

Model of Preserved Locomotive or Rolling Stock



Look for this symbol next to individual locomotives or rolling stock products to find models of historical pieces that are preserved today in the same paint scheme.

We strive to provide accurate information, but production issues sometimes occur that may alter the features of a particular item. Therefore, final product or pricing may vary from the information presented on these pages.

Table of Contents

Celebrating America2

Choose from some of our most patriotic products to celebrate America's 250th on your model railroad.

Christmas Trains6

Here you can browse our HO, N, On30, Large Scale, and O Gauge Christmas products in one convenient spot.

HO Scale

Thomas & Friends™	22
Ringling Bros. and Barnum & Bailey™	38
Electric Train Sets	40
Locomotives and Other Motive Power	69
Rolling Stock	108
E-Z Mate® Couplers	168
E-Z Track® and Accessories	169
HOn30 Narrow Gauge	184

N Scale

Thomas & Friends™	188
Electric Train Sets	194
Locomotives and Other Motive Power	206
Rolling Stock	224
E-Z Track® and Accessories	254

On30 Scale

Train Sets	264
Motive Power	268
Rolling Stock	269
Accessories	274

Large Scale

Thomas & Friends™	276
Ringling Bros. and Barnum & Bailey™	284
Train Sets	284
Locomotives and Other Motive Power	286
Rolling Stock	296
Track and Accessories	304

Landscaping, Buildings, Figures, and Accessories

Grass Mats	308
Trees and Landscaping	309
Buildings and Accessories	314
Figures	326
Additional Accessories	329

DCC Systems

E-Z Command®	334
--------------	-----

Power Packs and Lubricants

E-Z Lube® Lubricants, Smoke Fluid, and Power Packs	336
--	-----

Williams by Bachmann®338



HO Scale American Freedom Train

NEW**Limited Edition E-Z Track® set with E-Z Mate® couplers**

Item No. 00789 • Suggested price: \$699.00

There's nothing quite like a train to bring a nation together. An entrepreneur by the name of Ross Rowland Jr. shared a similar sentiment as America's bicentennial approached. Inspired by the 1947 Freedom Train, which traveled the country following World War II, the bicentennial *American Freedom Train* would visit all 48 contiguous United States between 1975 and 1976 as a traveling display of American artifacts and camaraderie. The tour would make stops in 140 communities, with Southern Pacific® GS-4 locomotive #4449 leading the charge for much of the tour. As we celebrate America's sesquicentennial and the 50th anniversary of this momentous journey, Bachmann is delighted to bring the spirit of the American Freedom Train to HO scale with this limited edition collectible train set.

This ready-to-run train set includes:

- GS-4 4-8-4 steam locomotive with smoke and operating headlight
- two 72' smooth-side exhibit cars with lighted interiors and simulated displays
- 85' heavyweight observation car with lighted interior
- body-mounted E-Z Mate® couplers
- 81" x 45" oval of snap-fit E-Z Track® including 16 pieces of 22" radius curved track, 7 pieces of straight track, and 1 plug-in terminal rerailer

- power pack and speed controller
- illustrated instruction manual
- collector's card with individual production number for this limited edition set (1000 produced)

**HO SCALE AMERICAN FREEDOM TRAIN EXHIBIT CARS with LIGHTED DISPLAYS**

Performs best on 22" radius curves or greater.

Suggested price: \$95.00 each

Expand your American Freedom Train to include more cars from the authentic consist with four 72' smooth-side exhibit cars. Each real-life car featured walk-through displays of historic American artifacts, while external shadow boxes and artwork panels represented two decades of American history on each side of the car. These models are lighted for optimum realism.



AMERICAN FREEDOM TRAIN #101
(1776-1796; illustration shown)
Item No. 19901



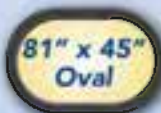
AMERICAN FREEDOM TRAIN #102
(1796-1816; illustration shown)
Item No. 19902



AMERICAN FREEDOM TRAIN #103
(1816-1836; illustration shown)
Item No. 19903



AMERICAN FREEDOM TRAIN #104
(1836-1856; illustration shown)
Item No. 19904



Speed Controller
with Plug In Wiring

UNITED STATES
250
1776 - 2026
LIMITED EDITION



(illustration shown)

HO SCALE G5-4 4-8-4 LOCOMOTIVE with OPERATING HEADLIGHT (DCC SOUND READY WITH NMRA 21-PIN PLUG)

Performs best on 22" radius curves or greater.

Suggested price: \$499.00



AMERICAN FREEDOM TRAIN #4449

Item No. 52302



**HO SCALE EMD SD40-2 with ALL WHEEL DRIVE
(DCC ECONOMI™ SOUND VALUE-EQUIPPED)**

Performs best on 18" radius curves or greater.

Suggested price: \$329.00 each



MILWAUKEE ROAD #156

(Bicentennial scheme)

Item No. 67208

HO SCALE PCC STREETCAR (DCC READY; 21 PIN)

Performs best on 15" radius curves or greater.

Suggested price: \$189.00 each



SEPTA® #2254

(Bicentennial)

Item No. 60512



CELEBRATING AMERICA

HO Scale Norman Rockwell Freedom Train

an E-Z Track® set with E-Z Mate® couplers

Item No. 00767 • Suggested price: \$409.00

Bachmann is proud to honor one of America's most beloved artists, Norman Rockwell, with the *Norman Rockwell Freedom Train*. In 1941, U.S. President Franklin D. Roosevelt addressed Congress with his hopes for America after World War II, emphasizing a vision of four basic freedoms: freedom of speech, freedom of worship, freedom from want, and freedom from fear. Rockwell painted each of these freedoms as part of his desire to do more for the war effort, naming the series the Four Freedoms. This artwork would help elevate Rockwell to an icon of American culture after being printed in *The Saturday Evening Post*. In May of 1943, Rockwell joined a combined campaign by the Post and U.S. Department of the Treasury to sell war bonds and stamps through a travelling rail exhibit. Every citizen who bought war bonds through the campaign received printed copies of the Four Freedoms in return. The Freedom Train, adorned in a patriotic red, white, and blue paint scheme, rode the rails from September of 1947 to January of 1949 to 16 U.S. cities highlighting American heritage and the importance of preserving important American documents. 133 items in total were featured on the train, including Rockwell's Four Freedoms and original versions of the United States Constitution and Declaration of Independence. The classic artwork's next stop is your HO scale layout, where Bachmann's *Norman Rockwell Freedom Train* embodies the same hopeful message of its namesake.



Norman Rockwell

Courtesy of the Norman Rockwell Family Agency



HO SCALE 50' SLIDING DOOR BOXCAR - US SAVINGS BONDS

Suggested price: \$49.00 each

Between the late 60s and early 70s, several railroads promoted the purchase of U.S. Savings Bonds by adding graphics related to the program on the side of boxcars, effectively using them as rolling billboards. Bachmann pays tribute to this eye-catching series of cars with five schemes from railroads across the United States.

Features include:

- Detailed body with precision graphics
- Separately applied roofwalk on appropriate models and brake wheel
- Opening sliding doors
- Magnetically operated E-Z Mate® Mark II couplers
- Blackened metal wheels with RP25 contours



RICHMOND FREDERICKSBURG & POTOMAC #2346

(with roofwalk; illustration shown)
Item No. 19412



LOUISVILLE & NASHVILLE #109208

(without roofwalk; illustration shown)
Item No. 19414



CONRAIL #269198

(without roofwalk; illustration shown)
Item No. 19413



NORTHERN PACIFIC #31432

(without roofwalk; illustration shown)
Item No. 19415



READING #19807

(without roofwalk; illustration shown)
Item No. 19416

CELEBRATING AMERICA

"Freedom of Speech," "Freedom of Worship," "Freedom from Want," "Freedom from Fear" © SEPS Licensed by Curtis Licensing, Indianapolis, IN. All rights reserved



**FREEDOM
OF SPEECH**



**FREEDOM
OF WORSHIP**



**FREEDOM
FROM WANT**



**FREEDOM
FROM FEAR**



This ready-to-run train set includes:

- F7 diesel locomotive with operating headlight
- smooth-side baggage car with metal wheels
- wide vision caboose with metal wheels
- 54" x 45" oval of snap-fit E-Z Track® including 16 pieces of 22" radius curved track, one piece of straight track, and one straight terminal railer
- power pack and speed controller
- illustrated instruction manual



**Speed Controller
with Plug-in Wiring**

Courtesy of the Norman Rockwell Family Agency

HO SCALE OFF-SET CUPOLA CABOOSE

Suggested price: \$53.00 each

Featuring newly tooled window glass and added details, blackened metal wheels with RP25 contours, and E-Z Mate® Mark II couplers.



**NORFOLK & WESTERN #1776
(Bicentennial)
Item No. 14006**

LARGE SCALE EGGLINER MOTIVE POWER

Suggested price: \$275.00 each

These whimsical, colorful "Eggliners" are ready to celebrate the seasons and brighten your Large Scale railroad. Features operating headlights and marker lights.



**INDEPENDENCE DAY
Item No. 96292**

O GAUGE EGGLINER MOTIVE POWER

Navigates O-27 curves • Length 4.75" • Width 2.5" • Height 3.25"

Suggested price: \$229.00 each



**INDEPENDENCE DAY
Item No. 23701**



Thomas Saves Santa's Sleigh

an E-Z Track® set

Item No. 00773 • Suggested price: \$299.00

Join Thomas on a magical adventure as he saves the day by bringing Santa Claus his trusty sleigh just in time for Christmas deliveries! Features Thomas with moving eyes, two festive freight cars including a Plank Wagon with Christmas Sleigh Load, "Naughty or Nice" Brake Van with Santa figure, and a full oval of snap-fit E-Z Track®.

This ready-to-run train set includes:

- Thomas the Tank Engine™ with plow, holiday hat, and moving eyes
- Plank Wagon with Christmas Sleigh and international-style hook and loop couplers
- "Naughty or Nice" Brake Van with Santa Figure and international-style hook and loop couplers
- 47" x 38" oval of snap-fit E-Z Track® with 12 pieces of curved track, 1 piece of straight track, and 1 plug-in terminal rerailer
- power pack and speed controller
- illustrated instruction manual



Scout Elf Express

an E-Z Track® set with E-Z Mate® couplers

Item No. 00779 • Suggested price: \$384.00

NEW

Searching for festive The Elf on the Shelf® fun? Find it on board the Scout Elf Express. Join your favorite Scout Elves for an unforgettable ride to the North Pole with a steam locomotive featuring an operating headlight and smoke, three festive freight cars, and World's Smallest® The Elf on the Shelf® Scout Elf figure. Next stop; Christmas magic!

Features include:

- 0-6-0 steam locomotive with operating headlight, smoke, and coal tender
- three freight cars festively decorated with Christmas colors and Scout Elf figures including a gondola, boxcar with opening doors, and "bobber" caboose
- World's Smallest® The Elf on the Shelf® Scout Elf figure
- 47" x 38" oval of snap-fit E-Z Track® including 12 pieces of 18" radius curved track, 1 piece of straight track, and 1 plug-in terminal rerailer
- power pack and speed controller
- plug-in wiring
- illustrated instructions



elfontheshelf.com

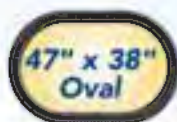
©/TM/© 2026 CCA and B, LLC d/b/a
The Lumistella Company. All Rights Reserved.

World's Smallest® The Elf on the Shelf® figure
used with permission from Super Impulse.

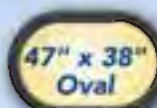




Speed Controller
with Plug-In Wiring



©1995 G. B. B. (Thomas) and
©1995 H. L. L. (Lionel) and



Speed Controller
with Plug-In Wiring





Norman Rockwell Christmas Express

an E-Z Track® set with E-Z Mate® couplers

Item No. 00774 • Suggested price: \$349.00

Glide through a winter wonderland with this festive tribute to Norman Rockwell, one of America's most iconic artists. Featuring a classic 0-6-0 steam locomotive with operating headlight, old-time combine, 50' boxcar, and bobber caboose, this set depicts several joyful illustrations from the Norman Rockwell collection, including Santa checking his list, children riding a sled, and a classic Christmas depiction of Stockbridge Main Street, Rockwell's Massachusetts home town.

This ready-to-run train set includes:

- 0-6-0 steam locomotive with short-haul tender and operating headlight
- old-time combine
- 50' smooth side boxcar
- bobber caboose
- body-mounted E-Z Mate® couplers
- 47" x 38" oval of snap-fit E-Z Track® including 12 pieces of curved track, 1 piece of straight track, and 1 plug-in terminal rerailer
- power pack and speed controller
- illustrated instruction manual



Jingle Bell Express

an E-Z Track® set with E-Z Mate® couplers

Item No. 00724 • Suggested price: \$355.00

The *Jingle Bell Express* rushes last-minute wishes from the North Pole to homes around the world. Decked out in red and green and carrying a sweet cargo of holiday treats, the *Jingle Bell Express* will deliver merry dreams around your Christmas tree for years to come.



This ready-to-run train set includes:

- 0-6-0 steam locomotive with operating headlight and coal tender
- single-dome tank car
- boxcar
- quad hopper
- off-set cupola caboose
- body-mounted E-Z Mate® couplers
- 47" x 38" oval of snap-fit E-Z Track®, including 12 pieces of curved track, 1 piece of straight track, and 1 plug-in terminal rerailer
- power pack and speed controller
- illustrated instruction manual



47" x 38"
Oval



Speed Controller
with Plug-In Wiring



**Norman
Rockwell.**

Courtesy of the Norman Rockwell Family Agency

47" x 38"
Oval



Speed Controller
with Plug In Wiring



HO SCALE CHRISTMAS TRAINS



**HO SCALE USRA 0-6-0 & SLOPE TENDER
with SMOKE & OPERATING HEADLIGHT**
Performs best on 18" radius curves or greater.

Suggested price: \$186.00 each



NORTH POLE & SOUTHERN® #25
Item No. 50624

**HO SCALE 4-4-0 AMERICAN
with OPERATING HEADLIGHT**
Performs best on 15" radius curves or greater.

Suggested price: \$299.00 each



**NORTH POLE & SOUTHERN®
#1 with WOOD LOAD**
Item No. 51009

HO SCALE CABLE CAR with GRIP MAN
Performs best on 15" radius curves or greater

Suggested price: \$142.00 each

The Cable Car features an improved drivetrain.



CHRISTMAS
Item No. 60335

**HO SCALE "GANDY DANCER"
OPERATING HAND CAR**
Performs best on 15" radius curves or greater.

Suggested price: \$92.00 each



CHRISTMAS
Item No. 46224

**HO SCALE OLD-TIME COMBINE CAR
with ROUNDED-END CLERESTORY ROOF**

Suggested price: \$49.00 each



**NORTH POLE & SOUTHERN®
"Partridge"**
Item No. 15209

**HO SCALE OLD-TIME COACH
with ROUNDED-END CLERESTORY ROOF**

Suggested price: \$49.00 each



**NORTH POLE & SOUTHERN®
"Turtle Dove"**
Item No. 15109

HO SCALE 40' QUAD HOPPER

Suggested price: \$38.00 each



**CHRISTMAS - NP&S®
CLAUS COAL MINES**
Item No. 17609

**HO SCALE TRACK CLEANING
40' GONDOLA**

Suggested price: \$42.00 each



CHRISTMAS - NP&S®
Item No. 16343

40' GONDOLA

Suggested price: \$35.00 each



CHRISTMAS - NP&S®
(illustration shown)
Item No. 17208



HO SCALE 40' BOXCAR

Suggested price: \$44.00 each



NORTH POLE ORNAMENT ARTISANS
Item No. 16024



CLAUS CANDY CANE CO.
Item No. 17007

HO SCALE 40' THREE-DOME TANK CAR

Suggested price: \$45.00 each



MRS. CLAUS' SPICED CIDER #2162
Item No. 17117

HO SCALE 40' SINGLE-DOME TANK CAR

Suggested price: \$44.00 each



NP&S® #721 - FLYING REINDEER WATER
Item No. 17801


HO SCALE 40' ANIMATED STOCK CAR

Suggested price: \$48.00 each

Enjoy the fun action as four reindeer heads peek back and forth through windows as the car moves around the track.



CHRISTMAS NP&S® #12040 with REINDEER
(green, cream, and maroon)
Item No. 19709



CHRISTMAS NP&S® with REINDEER
(green and maroon)
Item No. 19704

HO SCALE 50' PLUG-DOOR BOXCAR

Suggested price: \$44.00 each



CHRISTMAS NP&S® - SANTA'S BAKERY #19129
Item No. 18024

HO SCALE OLD-TIME BOBBY CABOOSE

Suggested price: \$38.00 each



NORTH POLE & SOUTHERN® #12
Item No. 18410




Spirit of Christmas

an E-Z Track® set

Item No. 24017 • Suggested price: \$299.00

Good things come in small packages. This is certainly true when it comes to the *Spirit of Christmas* N scale set. Perfect for under-the-tree in a small space and festively decorated for a very Merry Christmas, this ready-to-run set features:

- 0-6-0 steam locomotive and tender
- old-time combine
- two old-time coaches
- 34" x 24" oval of snap-fit nickel silver E-Z Track® including 11 pieces curved track, 4 pieces straight track, and 1 curved plug-in terminal rerailer
- power pack and speed controller
- illustrated instruction manual



Merry Christmas Express

an E-Z Track® set

Item No. 24027 • Suggested price: \$299.00

Ready to deliver Yuletide joy is the *Merry Christmas Express*. Decked out for the holidays, the train features a red North Pole & Southern® 0-6-0 steam locomotive, bow-wrapped boxcar, garland-festooned hopper, and wreath-decorated caboose. Bursting with holiday cheer in N scale, this set is ideal for a table-top display, around a miniature tree, or anywhere you want to wish one and all a very Merry Christmas.

This ready-to-run train set includes:

- USRA 0-6-0 locomotive with tender
- boxcar
- hopper
- bobber caboose
- 24" circle of snap-fit nickel silver E-Z Track®, including 11 pieces curved track and 1 curved plug-in terminal rerailer
- power pack and speed controller
- illustrated instruction manual






Speed Controller
with Plug-In Wiring



Speed Controller
with Plug-In Wiring





N SCALE CHRISTMAS TRAINS

N SCALE USRA 0-6-0 SWITCHER & TENDER

Performs best on 11.25" radius curves or greater.

Suggested price: \$137.00 each



NP&S® #25 - CHRISTMAS
Item No. 50556

N SCALE BRILL TROLLEY with OPERATING HEADLIGHT and 8-WHEEL DRIVE

Performs best on 11.25" radius curves or greater.

Suggested price: \$87.00 each



CHRISTMAS
Item No. 61085

N SCALE AAR 40' STEEL BOXCAR

Suggested price: \$47.00 each



**CHRISTMAS NP&S®
NORTH STAR PRESENT EXPRESS**
Item No. 17071



ANIMATED STOCK CAR

Suggested price: \$54.00 each



NP&S[®] CHRISTMAS #12040 with REINDEER
Item No. 19754

HI-CUBE BOXCAR

Suggested price: \$47.00 each



NORTH POLE & SOUTHERN[®] #112158 - TOYS
(riveted design with plug door)
Item No. 18258

3-DOME TANK CAR

Suggested price: \$40.00 each



**CHRISTMAS NP&S[®] - NORTH POLE
EGGNOG CO. #4126**
(illustration shown)
Item No. 17162

40' GONDOLA with REMOVABLE COAL LOAD

Suggested price: \$35.00 each



CHRISTMAS NP&S[®] #40230
*(North Pole Snowballs with Snowball load;
illustration shown)*
Item No. 17260



Village Streetcar Set - Christmas

with electronic auto-reversing nickel silver E-Z Track®

Performs best on 15" radius curves or greater.

Item No. 25017 • Suggested price: \$399.00

Our Village Streetcar Set features an electronic auto-reversing E-Z Track® system that's the perfect solution for point-to-point passenger transit on your layout. With a variable speed controller to determine the rate of travel, you can enjoy the ride while your town or city comes to life!

Features include:

- streetcar with headlights and lighted interior
- variable speed controller
- 4 pieces of 18" radius curved, auto-reversing E-Z Track®
- 3 pieces of 9" straight, auto-reversing E-Z Track®
- 1 piece of straight E-Z Track® with attached station house
- 1 Hayes bumper
- illustrated instruction manual



On30 SCALE CLOSED STREETCAR (with headlights and lighted interior)

Performs best on 15" radius curves or greater.

Suggested price: \$199.00 each



SEASON'S GREETINGS
Item No. 25127



MERRY CHRISTMAS
Item No. 25129



ANIMATED STOCK CAR

Suggested price: \$99.00 each



CHRISTMAS - NP&S[®] with REINDEER

(illustration shown)

Item No. 26582



The Night Before Christmas®

Item No. 90037 • Suggested price: \$729.00



There is perhaps no other gift more fun to find under the Christmas tree than a brand new train. Delivering its promise of magic and delight is *The Night Before Christmas®* train set. *The Night Before Christmas®* comes complete with a 4-6-0 steam locomotive (with operating headlight, smoke, and speed-synchronized chuff sound), tender with coal load, gondola, bobbie caboose, and Santa figure. Also included are a 5' 4" x 4' 3" oval of track (14 pieces), power pack and speed controller, and illustrated "Bach Man" instruction manual.

Note: Sound system requires one 9V battery for operation. Battery is not included.



LARGE SCALE 4-6-0 STEAM LOCOMOTIVE with METAL GEARS (DCC and SOUND READY)

Performs best on 4' diameter curves or greater.

Suggested price: \$1200.00 each



NP&S® #1225 - CHRISTMAS
Item No. 91805

LARGE SCALE CHRISTMAS TRAINS



LARGE SCALE CLOSED STREETCAR with METAL GEARS

Suggested price: \$425.00 each



CHRISTMAS - NORTH POLE RAPID TRANSIT
Item No. 93943



LARGE SCALE SINGLE-DOME TANK CAR (1:29 SCALE)

Suggested price: \$245.00 each



CHRISTMAS - NORTH POLE & SOUTHERN® #12024
Item No. 95007

LARGE SCALE ANIMATED STOCK CAR

Suggested price: \$185.00 each

Enjoy the fun action as four reindeer heads peek back and forth through windows as the car moves around the track.



CHRISTMAS NP&S® with REINDEER - WHITE & RED
(North Pole & Southern Reindeer Transport)
Item No. 98704



CHRISTMAS NP&S® with REINDEER - RED & GREEN
Item No. 98709



LARGE SCALE ACCESSORIES

Suggested price: \$17.50 a pair




CHRISTMAS CROSSBUCKS

(with snow-covered stands)

Item No. 92203

SCENESCAPES® TREES



3"- 4" PINE TREES with SNOW (N)

(9 per box)

Item No. 32102

Suggested price: \$22.00

5"- 6" PINE TREES with SNOW (HO)

(6 per box)

Item No. 32002

Suggested price: \$22.00

8"- 10" PINE TREES with SNOW (O)

(3 per box)

Item No. 32202

Suggested price: \$28.50

SCENESCAPES® BULK TREES

Suggested price: \$54.00 each



4"- 6" PINE TREES with SNOW (HO)

(24 per bag)

Item No. 32154

HO SCALE

THOMAS & FRIENDS™

THOMAS & FRIENDS

Thomas with Annie & Clarabel

an E-Z Track® set

Item No. 00642 • Suggested price: \$235.00



Thomas and his loyal coaches Annie and Clarabel are carrying a number of very important passengers, and you're invited to join in their adventures! This HO scale electric train set is the perfect way to begin your *Thomas & Friends*™ collection.

This ready-to-run train set includes:

- Thomas the Tank Engine™ with moving eyes
- Annie coach with international-style hook and loop couplers
- Clarabel coach with international-style hook and loop couplers
- 36" circle of snap-fit E-Z Track® with 11 pieces of curved track and 1 curved plug-in terminal rerailer

- power pack and speed controller
- illustrated instruction manual



THOMAS' EYES
MOVE SIDE
TO SIDE!



Deluxe Thomas & The Troublesome Trucks

an E-Z Track® set

Item No. 00760 • Suggested price: \$299.00

Sir Topham Hatt has sent Thomas to the quarry to make a pickup with the Troublesome Trucks. Now freshly filled with a load of ore from the Quarry Tower, they are ready to head off to their final destination. The Troublesome Trucks may be tricky to handle, but Thomas is confident they will get there on time. This deluxe set will help you relive stories from the Island of Sodor, or you can create your own railway adventures.

This ready-to-run train set includes:

- Thomas the Tank Engine™ with moving eyes
- Troublesome Truck #1 with ore load and international-style hook and loop couplers
- Troublesome Truck #2 with ore load and international-style hook and loop couplers
- Quarry Tower
- 47" x 38" oval of snap-fit E-Z Track® with 12 pieces of curved track, 1 piece of straight track, and 1 straight plug-in terminal rerailer

- power pack and speed controller
- illustrated instruction manual



THOMAS' EYES
MOVE SIDE
TO SIDE!





Speed Controller
with Plug-In Wiring



Speed Controller
with Plug-In Wiring



Thomas Saves Santa's Sleigh

an E-Z Track® set

Item No. 00773 • Suggested price: \$299.00

Join Thomas on a magical adventure as he saves the day by bringing Santa Claus his trusty sleigh just in time for Christmas deliveries! Features Thomas with moving eyes, two festive freight cars including a Plank Wagon with Christmas Sleigh Load, "Naughty or Nice" Brake Van with Santa figure, and a full oval of snap-fit E-Z Track®.

This ready-to-run train set includes:

- Thomas the Tank Engine™ with plow, holiday hat, and moving eyes
- Plank Wagon with Christmas Sleigh and international-style hook and loop couplers
- "Naughty or Nice" Brake Van with Santa Figure and international-style hook and loop couplers
- 47" x 38" oval of snap-fit E-Z Track® with 12 pieces of curved track, 1 piece of straight track, and 1 plug-in terminal rerailer
- power pack and speed controller
- illustrated instruction manual



HO SCALE THOMAS & FRIENDS™ SEPARATE-SALE

Thomas and Percy are now available with dual-mode DCC Sound on Board. Bring your very own Island of Sodor to life on your DCC-controlled layout with some friendly whistles and chuffs (and a distinctive Peep Peep!).



THOMAS the TANK ENGINE™
with DCC SOUND ON BOARD
(and moving eyes)

Item No. 58501 • Suggested price: \$274.00
Performs best on 15" radius curves or greater.

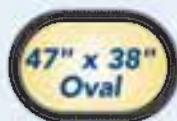


PERCY the SMALL ENGINE
with DCC SOUND ON BOARD
(and moving eyes)

Item No. 58502 • Suggested price: \$274.00
Performs best on 15" radius curves or greater.



Speed Controller
with Plug-In Wiring



HO SCALE THOMAS & FRIENDS™ SEPARATE-SALE

Now you can hear Thomas' steam sounds! With an analog sound system including whistle, puffs, and steam exhaust upon stopping, this sound-equipped Thomas brings to life the sights and sounds of the Island of Sodor.



THOMAS the TANK ENGINE™
with **SPEED-ACTIVATED ANALOG SOUND**
(and moving eyes)

Item No. 58701 • Suggested price: \$209.00
Performs best on 15" radius curves or greater

HO SCALE THOMAS & FRIENDS™ SEPARATE-SALE



THOMAS the TANK ENGINE™ - LBSC 70
(with moving eyes)

Item No. 58739 • Suggested price: \$139.00
Performs best on 15" radius curves or greater.



THOMAS the TANK ENGINE™
(with moving eyes)

Item No. 58741 • Suggested price: \$139.00
Performs best on 15" radius curves or greater.



PERCY the SMALL ENGINE
(with moving eyes)

Item No. 58742 • Suggested price: \$139.00
Performs best on 15" radius curves or greater.



JAMES the RED ENGINE
(with moving eyes)

Item No. 58743 • Suggested price: \$170.00
Performs best on 18" radius curves or greater.



BUSY BEE JAMES
(with moving eyes)

Item No. 58821 • Suggested price: \$175.00
Performs best on 18" radius curves or greater.



ORIGIN JAMES
(with moving eyes)

Item No. 58822 • Suggested price: \$175.00
Performs best on 18" radius curves or greater.



GORDON the EXPRESS ENGINE
(with moving eyes)

Item No. 58744 • Suggested price: \$219.00
Performs best on 18" radius curves or greater.



HENRY the GREEN ENGINE
(with moving eyes)

Item No. 58745 • Suggested price: \$210.00
Performs best on 18" radius curves or greater.

HO SCALE THOMAS & FRIENDS™ SEPARATE-SALE (continued)



EDWARD

(with moving eyes)

Item No. 58746 • Suggested price: \$210.00
Performs best on 18" radius curves or greater.



TOBY the TRAM ENGINE

(with moving eyes)

Item No. 58747 • Suggested price: \$137.00
Performs best on 15" radius curves or greater.



EMILY

(with moving eyes)

Item No. 58748 • Suggested price: \$181.50
Performs best on 18" radius curves or greater.



SPENCER

(with moving eyes)

Item No. 58749 • Suggested price: \$230.00
Performs best on 18" radius curves or greater.



MAVIS

(with moving eyes)

Item No. 58801 • Suggested price: \$133.00
Performs best on 15" radius curves or greater.



DIESEL

(with moving eyes)

Item No. 58802 • Suggested price: \$159.50
Performs best on 15" radius curves or greater.



BILL

(with moving eyes)

Item No. 58805 • Suggested price: \$149.50
Performs best on 15" radius curves or greater.



BEN

(with moving eyes)

Item No. 58806 • Suggested price: \$149.50
Performs best on 15" radius curves or greater.



DONALD

(with moving eyes)

Item No. 58807 • Suggested price: \$174.00
Performs best on 18" radius curves or greater.



DOUGLAS

(with moving eyes)

Item No. 58808 • Suggested price: \$174.00
Performs best on 18" radius curves or greater.

HO SCALE THOMAS & FRIENDS™ SEPARATE-SALE (continued)



DUCK

(with moving eyes)

Item No. 58810 • Suggested price: \$170.00
Performs best on 18" radius curves or greater.



OLIVER

(with moving eyes)

Item No. 58815 • Suggested price: \$170.00
Performs best on 18" radius curves or greater.



ROSIE

(with moving eyes)

Item No. 58816 • Suggested price: \$178.00
Performs best on 18" radius curves or greater.



PAXTON

(with moving eyes)

Item No. 58817 • Suggested price: \$181.50
Performs best on 15" radius curves or greater.



GRUMPY DIESEL

(with moving eyes)

Item No. 58818 • Suggested price: \$162.00
Performs best on 15" radius curves or greater.



ROSIE - RED

(with moving eyes)

Item No. 58819 • Suggested price: \$178.00
Performs best on 18" radius curves or greater.



DAISY

(with moving eyes)

Item No. 58820 • Suggested price: \$185.00
Performs best on 18" radius curves or greater.



RYAN

(with moving eyes)

Item No. 58823 • Suggested price: \$219.00
Performs best on 18" radius curves or greater.



SALTY

(with moving eyes; updated paint scheme)

Item No. 58824 • Suggested price: \$189.00
Performs best on 18" radius curves or greater.



BEAU with OPERATING HEADLIGHT

(without moving eyes)

Item No. 58825 • Suggested price: \$263.00
Performs best on 18" radius curves or greater.



REBECCA

(with moving eyes)

Item No. 58826 • Suggested price: \$329.00
Performs best on 18" radius curves or greater.



STANLEY

(with moving eyes)

Item No. 58827 • Suggested price: \$185.00
Performs best on 18" radius curves or greater.



SIDNEY

(with moving eyes; illustration shown)

Item No. 58828 • Suggested price: \$181.00
Performs best on 18" radius curves or greater.



MAINLAND DIESEL

(with moving eyes; illustration shown)

Item No. 58829 • Suggested price: \$181.00
Performs best on 18" radius curves or greater.



FLYING SCOTSMAN

(with moving eyes; illustration shown)

Item No. 58830 • Price to be announced

HO SCALE THOMAS & FRIENDS™ SEPARATE-SALE (continued)



OPEN CARRIAGE - BLUE
Item No. 76029 • Suggested price: \$49.50



RED EXPRESS COMPOSITE COACH
Item No. 76030 • Suggested price: \$82.50



RED EXPRESS BRAKE COACH
Item No. 76031 • Suggested price: \$82.50



TOBY'S MUSEUM COACH
Item No. 76032 • Suggested price: \$55.00



TOBY'S MUSEUM BRAKE COACH
Item No. 76033 • Suggested price: \$55.00



GORDON'S EXPRESS COMPOSITE COACH
Item No. 76034 • Suggested price: \$82.50



GORDON'S EXPRESS BRAKE COACH
Item No. 76035 • Suggested price: \$82.50



RED COACH
Item No. 76038 • Suggested price: \$54.00



RED BRAKE COACH
Item No. 76039 • Suggested price: \$54.00



MAIL CAR - RED
Item No. 76040 • Suggested price: \$53.00



SPENCER'S SPECIAL COACH
Item No. 76041 • Suggested price: \$84.00



EMILY'S COACH
Item No. 76042 • Suggested price: \$44.00



EMILY'S BRAKE COACH
Item No. 76043 • Suggested price: \$44.00



ANNIE COACH
Item No. 76044 • Suggested price: \$40.00



CLARABEL COACH
Item No. 76045 • Suggested price: \$40.00

HO SCALE THOMAS & FRIENDS™ SEPARATE-SALE (continued)



MINING WAGON with LOAD - BLUE
Item No. 77001 • Suggested price: \$43.00



SODOR SCRAP CO. WAGON
Item No. 77003 • Suggested price: \$40.00



**SODOR LOGGING COMPANY
FLAT WAGON with LOGS**
Item No. 77004 • Suggested price: \$57.00



SODOR DIESEL CO. TANKER
Item No. 77008 • Suggested price: \$42.00



WATER TANKER
Item No. 77009 • Suggested price: \$42.00



SPITEFUL BRAKE VAN
Item No. 77010 • Suggested price: \$49.50



VENTILATED VAN - GREAT WESTERN
Item No. 77011 • Suggested price: \$40.00



**VENTILATED VAN
SODOR FRUIT & VEGETABLE CO.**
Item No. 77012 • Suggested price: \$40.00



SODOR SALT WAGON
Item No. 77014 • Suggested price: \$41.00



TROUBLESOME TRUCK #5
Item No. 77015 • Suggested price: \$42.00



GWR CATTLE WAGON
Item No. 77016 • Suggested price: \$40.00



MAIL CAR - GREEN
Item No. 77018 • Suggested price: \$48.50



TOAD BRAKE VAN
Item No. 77019 • Suggested price: \$51.00



TROUBLESOME TRUCK #4
Item No. 77020 • Suggested price: \$37.50



TROUBLESOME TRUCK #3
Item No. 77025 • Suggested price: \$37.50



VENTILATED VAN
Item No. 77026 • Suggested price: \$42.00



HENRIETTA
Item No. 77028 • Suggested price: \$45.00



COAL WAGON with LOAD
Item No. 77029 • Suggested price: \$47.50

HO SCALE THOMAS & FRIENDS™ SEPARATE-SALE (continued)



OPEN WAGON - RED

Item No. 77037 • Suggested price: \$42.00



OIL TANK

Item No. 77038 • Suggested price: \$42.00



SODOR FUEL TANK

Item No. 77039 • Suggested price: \$42.00



S. C. RUFFEY

Item No. 77041 • Suggested price: \$42.00



TROUBLESOME TRUCK #1

Item No. 77046
Suggested price: \$37.50



TROUBLESOME TRUCK #2

Item No. 77047
Suggested price: \$37.50



TIDMOUTH MILK TANK

Item No. 77048
Suggested price: \$42.00



OIL TANKER

TROUBLESOME TRUCK #6
Item No. 77401 • Suggested price: \$53.00



BOX VAN - EXPLOSIVES

Item No. 77407 • Suggested price: \$44.00



VENTILATED VAN

MR. JOLLY'S CHOCOLATE FACTORY
Item No. 77408 • Suggested price: \$44.00



**VENTILATED VAN
BRENDAN BAY
SHIPPING COMPANY**

Item No. 77409
Suggested price: \$44.00



MILK TANK

Item No. 77410
Suggested price: \$42.00



**12 TON VAN -
TROUBLESOME TRUCK #7**
(illustration shown)

Item No. 77411 • Suggested price: \$44.00



12 TON VAN - GRAY

Item No. 77412 • Suggested price: \$44.00

HO SCALE THOMAS & FRIENDS™ SEPARATE-SALE (continued)



12 TON VAN - FUNFAIR BLUE
Item No. 77413 • Suggested price: \$44.00



12 TON VAN - FUNFAIR RED
Item No. 77414 • Suggested price: \$44.00



12 TON VAN - CHRISTMAS WREATH
Item No. 77415 • Suggested price: \$44.00



FLAT WAGON with DIESEL FUEL LOAD
Item No. 77416 • Suggested price: \$55.00



TAR TANK
Item No. 77417 • Suggested price: \$42.00



CHINA CLAY WAGON
(illustration shown)
Item No. 77418 • Suggested price: \$42.00



80TH ANNIVERSARY VAN - 1945
Item No. 77419 • Suggested price: \$40.00



80TH ANNIVERSARY VAN - RETRO LOGO
Item No. 77420 • Suggested price: \$40.00



20 TON BRAKE VAN - NORTH WESTERN
(illustration shown)
Item No. 77421 • Suggested price: \$44.00



FUEL TANK
Item No. 77422 • Suggested price: \$42.00



FFARQUHAR QUARRY WAGON
(illustration shown)
Item No. 77423 • Suggested price: \$40.00

Thomas & Friends™ Narrow Gauge

(runs on N Scale track; international-style hook and loop couplers)

NARROW
GAUGE

Narrow Gauge Thomas & Friends™ products are HO models that operate on N scale track. Running from the main line at Crovan's Gate to the Blue Mountain slate quarry, the Narrow Gauge Skarloey Railway provides important transport for Sodor Mining.



NARROW GAUGE SKARLOEY

(die-cast construction)

Item No. 58601

Suggested price: \$186.00

Performs best on 11.25" radius curves or greater.



NARROW GAUGE RHENEAS

(die-cast construction)

Item No. 58602

Suggested price: \$186.00

Performs best on 11.25" radius curves or greater.



NARROW GAUGE RUSTY

(die-cast construction)

Item No. 58603

Suggested price: \$164.00

Performs best on 11.25" radius curves or greater.



NARROW GAUGE PETER SAM

(die-cast construction)

Item No. 58604

Suggested price: \$189.25

Performs best on 11.25" radius curves or greater.



NARROW GAUGE YELLOW RHENEAS

(die-cast construction)

Item No. 58605

Suggested price: \$186.00

Performs best on 11.25" radius curves or greater.



NARROW GAUGE SIR HANDEL

(die-cast construction)

Item No. 58606

Suggested price: \$192.50

Performs best on 11.25" radius curves or greater.

THOMAS & FRIENDS™ NARROW GAUGE ROLLING STOCK (continued)
(runs on N Scale track; international-style hook and loop couplers)

**NARROW
GAUGE**



NARROW GAUGE BLUE CARRIAGE

Item No. 77204 • Suggested price: \$51.00



NARROW GAUGE RED CARRIAGE

Item No. 77205 • Suggested price: \$51.00



NARROW GAUGE BRAKE VAN - BLUE

Item No. 77206 • Suggested price: \$51.00



NARROW GAUGE BRAKE VAN - RED

Item No. 77207 • Suggested price: \$51.00




NARROW GAUGE BOX VAN - BLUE

Item No. 77208 • Suggested price: \$51.00



NARROW GAUGE BOX VAN - RED

Item No. 77209 • Suggested price: \$51.00



**NARROW GAUGE
SLATE WAGON with LOAD #136**

(load is removable)

Item No. 77314 • Suggested price: \$40.00



**NARROW GAUGE
SLATE WAGON WITH LOAD - TAN**

(load is removable)

Item No. 77315 • Suggested price: \$40.00

THOMAS & FRIENDS™ NARROW GAUGE ROLLING STOCK (continued)
(runs on N Scale track; international-style hook and loop couplers)

NARROW
GAUGE



**NARROW GAUGE
SLATE WAGON with LOAD - BROWN**
(load is removable)

Item No. 77316 • Suggested price: \$40.00



**NARROW GAUGE
SLATE WAGON with LOAD - OXIDE**
(load is removable)

Item No. 77317 • Suggested price: \$40.00



**NARROW GAUGE
HIGH-SIDE WAGON - RED**
Item No. 77304

Suggested price: \$43.00



**NARROW GAUGE
HIGH-SIDE WAGON - BROWN**
Item No. 77305

Suggested price: \$43.00



**NARROW GAUGE
HIGH-SIDE WAGON - GREEN**
Item No. 77306

Suggested price: \$43.00



**NARROW GAUGE
GONDOLA - OXIDE - RED**
Item No. 77308

Suggested price: \$37.50



**NARROW GAUGE
GONDOLA - DARK GRAY**
Item No. 77309

Suggested price: \$37.50



**NARROW GAUGE
GONDOLA - LIGHT GRAY**
Item No. 77310

Suggested price: \$37.50



**NARROW GAUGE
GUNPOWDER WAGON - D. FUSIT**
Item No. 77311

Suggested price: \$43.00 each



**NARROW GAUGE
GUNPOWDER WAGON - GRAY**
Item No. 77312

Suggested price: \$43.00 each



**NARROW GAUGE
GUNPOWDER WAGON - TAN**
Item No. 77313

Suggested price: \$43.00 each

THOMAS & FRIENDS™ ACCESSORIES



JEREMY
Item No. 42440
Suggested price: \$50.00



HAROLD the HELICOPTER
Item No. 42441
Suggested price: \$36.50



BERTIE the BUS
Item No. 42442
Suggested price: \$36.50



SIR TOPHAM HATT
(3" H)
Item No. 42443
Suggested price: \$24.75



CRANKY the CRANE
(Manually operated
crane swivels 360° with
independently adjustable
hook and boom.)
Item No. 42444
Suggested price: \$71.50



CONDUCTOR
(3.25" H)
Item No. 42445
Suggested price: \$28.50



SIR TOPHAM HATT'S CAR
Item No. 42446
Suggested price: \$42.00



TERENCE the TRACTOR
Item No. 42447
Suggested price: \$53.00



BULGY the BUS
(Illustration shown)
Item No. 42450 • Suggested price: \$61.00

© 2013 G. B. & T. (USA) Inc.
© 1991-2013 Mattel, Inc.



HOOK-AND-LOOP COUPLERS (3 pairs per pack)

Item No. 78979 • Suggested price: \$17.50

These couplers are compatible with many of our Thomas & Friends™ products and many European prototype models.



TIDMOUTH SHEDS with STEEL ALLOY E-Z TRACK®

Item No. 45230 • Suggested price: \$258.50

Designed to add to Item No. 46298 DCC-equipped Turntable - see *E-Z Command®* DCC section for more details.

Features include:

- 5 locomotive stalls
- 5 pieces of 9" straight track
- 5 track ends
- 2 turntable sides
- turntable operator cabin
- assembly required



HO SCALE THOMAS & FRIENDS™ FIGURES

HO/OO scale figure sets with removable bases.



THE HATT FAMILY

Item No. 33301 • Suggested price: \$23.00



RAILWAY PERSONNEL

Item No. 33302 • Suggested price: \$23.00




TEACHER with SCHOOL CHILDREN

Item No. 33303 • Suggested price: \$25.50



FARMER McCOLL, SHEEPDOG & SHEEP

Item No. 33304 • Suggested price: \$23.00



FARMER TROTTER & PIGS

Item No. 33305 • Suggested price: \$20.50



NARROW GAUGE PERSONNEL

Item No. 33306 • Suggested price: \$23.00


© 2013 Thomas & Friends Limited.
© 2013 HLT Entertainment Limited.



STEEL ALLOY E-Z TRACK® MANUALLY OPERATED EUROPEAN UNCOUPLING TRACK

Item No. 44470 • Suggested price: \$22.00

Easily uncouple your Thomas & Friends™ trains or any European-style HO/OO rolling stock with our European Uncoupling Track, designed specifically for our E-Z Track® system.



Circus Spectacular

an E-Z Track® set with E-Z Mate® couplers

Item No. 00780 • Suggested price: \$299.00

RINGLING
BROS. AND BARNUM & BAILEY

Like a trapeze artist swinging forward in a graceful arc, the *Circus Spectacular* rounds the bend to spread the word that *The Greatest Show on Earth™* is back in town. Celebrating the relaunch of this American institution, the *Circus Spectacular* features an F7 diesel locomotive and three freight cars all finished in the dazzling new colors of the Ringling Bros. and Barnum & Bailey™ Circus.

Features include:

- EMD F7 diesel locomotive with operating headlight
- 50' plug-door boxcar
- 52' flatcar with container load
- wide-vision caboose
- 47" x 38" oval of snap-fit E-Z Track® including 12 pieces of 18" radius curved track, 1 piece of straight track, and 1 plug-in terminal re-railer
- power pack and speed controller
- plug-in wiring
- illustrated instructions



©2026 Feld Entertainment, Inc. RINGLING BROS. AND BARNUM & BAILEY™ and THE GREATEST SHOW ON EARTH™ are trademarks of and are used under license from Ringling Bros.-Barnum & Bailey Combined Shows, Inc.

RINGLING BROS. and BARNUM & BAILEY™ SEPARATE SALE



**USRA 0-6-0 STEAM LOCOMOTIVE
with SHORT HAUL TENDER & OPERATING HEADLIGHT #24**
Item No. 53702 • Suggested price: \$229.00



SINGLE DOME TANK CAR - POPCORN BUTTER
Item No. 16618 • Suggested price: \$45.00



72' SMOOTH-SIDE GENERATOR CAR #63007
Item No. 14412 • Suggested price: \$94.50



**85' SMOOTH-SIDE DINING "PIE" CAR
with LIGHTED INTERIOR - RED UNIT #60012**
Item No. 14807 • Suggested price: \$94.50



**85' SMOOTH-SIDE DINING "PIE" CAR
with LIGHTED INTERIOR - BLUE UNIT #63010**
Item No. 14808 • Suggested price: \$94.50

47" x 38"
Oval



Speed Controller
with Plug-In Wiring



RINGLING BROS. and BARNUM & BAILEY™ SEPARATE SALE (continued)



LION BOX CAR

Item No. 16612 • Suggested price: \$46.25



WIDE-VISION CABOOSE

Item No. 16614 • Suggested price: \$43.00



FLATCAR with CONTAINERS #80701

Item No. 16615 • Suggested price: \$54.00



GIRAFFE BOX CAR

Item No. 16616 • Suggested price: \$46.25



40' STOCK CAR - SILVER & RED

Item No. 16617 • Suggested price: \$41.00



©2020 Feld Entertainment, Inc. RINGLING BROS. AND BARNUM & BAILEY™ and THE GREATEST SHOW ON EARTH™ are trademarks and are used under license from Ringling Bros.-Barnum & Bailey Combined Shows, Inc.

Echo Valley Express with Digital Sound

an E-Z Track® set with E-Z Mate® couplers

Item No. 00825 • Suggested price: \$559.00

A whistle echoes through the walls of a deep valley as you hear the unmistakable chuffing of a classic steam locomotive approaching. The *Echo Valley Express* is steaming ahead with carloads of coal to fuel America's hungry furnaces. It features a DCC sound-equipped Alco 2-6-0 with a steam sound package that includes authentic prototypical chuff, short and long whistles, bell, air compressor, and blower—all in polyphonic 16-bit sound that you control with our E-Z Command® digital control system.



This digitally controlled train set with sound features:

- DCC sound-equipped Alco 2-6-0 steam locomotive with tender and operating headlight
- gondola
- quad hopper
- off-set cupola caboose
- E-Z Command® Plus Control Center with wall pack and plug-in wiring
- body-mounted E-Z Mate® couplers

- 56" x 38" oval of snap-fit nickel silver E-Z Track® including 12 pieces of curved track, 3 pieces of straight track, and 1 plug-in terminal rerailer
- illustrated instruction manual

Thunder Chief with Digital Sound

an E-Z Track® set with E-Z Mate® couplers

Item No. 00826 • Suggested price: \$559.00

With the roar of its mighty motor and a blast of its horn, the *Thunder Chief* announces its arrival. Commanding the attention of one and all, there is no missing the excitement of the *Thunder Chief* storming into the station. This set features a DCC sound-equipped F7-A locomotive with a diesel sound package that includes prototypical prime mover, 3 air horns, and bell—all in polyphonic 16-bit sound that you control with our E-Z Command® digital control system.



This digitally controlled train set with sound features:

- DCC sound-equipped F7-A diesel locomotive with operating headlight
- 40' boxcar
- three-dome tank car
- off-set cupola caboose
- E-Z Command® Plus Control Center with wall pack and plug-in wiring
- body-mounted E-Z Mate® couplers

- 56" x 38" oval of snap-fit nickel silver E-Z Track® including 12 pieces of curved track, 3 pieces of straight track, and 1 plug-in terminal rerailer
- illustrated instruction manual

E-Z COMMAND® SOUND VALUE TRAIN SETS



E-Z Command® Plus Control Center
with wall pack and plug-in wiring



56" x 38"
Oval

E-Z TRACK SYSTEM



Simultaneous control of sound,
speed, direction, and lighting for
realistic ACTION and FUN!



E-Z Command® Plus Control Center
with wall pack and plug-in wiring



56" x 38"
Oval

E-Z TRACK SYSTEM



Simultaneous control of sound,
speed, direction, and lighting for
realistic ACTION and FUN!



HO SCALE

ELECTRIC and E-Z COMMAND® TRAIN SETS

Acela® Set

an E-Z Track® set

Item No. 01205 • Suggested price: \$769.00

Spectrum



Locomotive features:

- DCC-equipped for speed, direction, and lighting
- interior selector switch for choice between rail and pantograph operation
- die-cast gear towers and chassis
- precision motor
- working directional headlights, ditch lights, and markers (warm white and red)
- operating doors



The high-speed passenger train that revolutionized U.S. rail travel is now available with a paint scheme that includes updated logo graphics, new car and locomotive numbers, and WiFi symbols. Also updated are warm white headlights and ditch lights. As an official Amtrak® licensee of the Acela® train, we're proud to present this DCC-equipped* model in our award-winning Spectrum® line. Our Acela® features dual locomotives (one powered, one non-powered) that can reach scale speeds of 150 mph. The Acela® set comes complete with first-class passenger car; end business class passenger car; Cafe Acela® car; 22' radius, 81" x 45" oval of nickel silver E-Z Track®; power pack and speed controller; and illustrated instructions.

*Bachmann E-Z Command® Plus or other NMRA-compliant digital control system required for DCC operation. An analog controller is included with this set for standard DC operation.

Digital Commander

an E-Z Track® set with E-Z Mate® couplers

Item No. 00501 • Suggested price: \$654.50



The Digital Commander has everything you need to get started in digital model railroading in one ready-to-run set! It includes our exclusive, easy-to-use E-Z Command® Plus digital system that lets you independently control the speed, direction, and lighting of two decoder-equipped locomotives. Take control of your own freight rail empire with the Digital Commander!

This digitally controlled train set features:

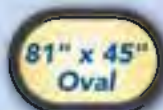
- DCC-equipped EMD GP40 locomotive with operating headlight
- DCC-equipped EMD FT-A locomotive with operating headlight
- plug-door boxcar
- open quad hopper
- wide-vision caboose
- E-Z Command® Plus Control Center with wall pack and plug-in wiring
- body-mounted E-Z Mate® couplers
- 56" x 38" oval of nickel silver E-Z Track®, including 12 pieces curved track, 4 pieces straight track, 1 terminal rerailer, 1 manual turnout – left, under-track magnet with brakeman figure, and 1 Hayes bumper
- illustrated instruction manual



**Passenger Car features:**

- flush windows
- lighted interiors
- blackened RP25 wheels
- photo-etched, blackened brass inserts on air ducts
- finescale interior detail, including passenger seats and tables

Additional separate-sale cars for the Acela® set (two business class cars and a business quiet car) are available in the HQ rolling stock section.



Speed Controller
with Plug In Wiring



E-Z Command® Plus Control Center
with wall pack and plug-in wiring



Simultaneous control of speed,
direction, and lighting for realistic
ACTION and FUN!

HO SCALE

ELECTRIC TRAIN SETS

Amtrak® Acela® II Set

an E-Z Track® set, ready for DCC and Sound Installation

Item No. 01206 • Suggested price: \$899.00

NEW



Concrete Tie E-Z Track®

The Amtrak® NextGen Acela® (operating title of the Acela® II) is ready to provide modern high-speed service on your HO scale railroad. Designed using official blueprints and prototype references, the Bachmann model of the Amtrak® NextGen Acela® arrives with two power cars, DCC and sound-ready for the installation of your choice of decoder, three intermediate passenger cars with interior lighting, and an oval of broad, 22" radius Concrete Tie E-Z Track®. Launch a new era of American high-speed rail on your layout, and experience NextGen Acela® style and speed in scale Spectrum® quality.

Locomotive features:

- powered sound-and-DCC-ready locomotive
- non-powered locomotive with functioning lights
- precision motor
- working directional LED headlights and marker lights
- operating ditch lights and number board lights
- selector switch for choice between rail and pantograph operation



Passenger Car features:

- fully furnished interiors
- LED interior lighting
- prototypical details per car
- articulated coupling system

Amtrak® City Sprinter

an E-Z Track® set with E-Z Mate® couplers, ready for DCC and Sound Installation


Item No. 00772 • Suggested price: \$679.00



Recreate the thrill of high-speed electric passenger railroading with the new Amtrak® City Sprinter HO scale train set. Take control of the Siemens ACS-64 electric locomotive and three lighted Amfleet passenger cars as you rush passengers between destinations along the famous Northeast Corridor. This set features an ACS-64 electric locomotive, ready-to-run with analog control and speaker-equipped for upgrading to sound and DCC, an oval of E-Z Track® with concrete ties and broad 22" radius curves for modern, high-speed operation, speed controller, and a wall power pack.



Concrete Tie E-Z Track®



ELECTRIC TRAIN SETS



81" x 45"
Oval

E-Z TRACK SYSTEM

Speed Controller
with Plug-In Wiring



*Additional separate-sale cars for the Acela® II set are available in the HO rolling stock section.



Spectrum

Amtrak, Acela and NextGen Acela are service marks of the National Railroad Passenger Corporation.

SPECTRUM®

This ready-to-run train set includes:

- sound and DCC-ready Siemens ACS-64 electric locomotive
- Phase VI Business Class Amfleet® I passenger car with marker lights and lighted interior
- 2 Phase VI Coach Class Amfleet® I passenger cars with marker lights and lighted interiors
- 81" x 45" oval of snap-fit nickel silver E-Z Track® with concrete ties, including 16 pieces of 22" radius curved track, 7 pieces of straight track, and 1 plug-in terminal rerailer
- power pack and speed controller
- illustrated instruction manual

Locomotive features:

- speaker equipped and ready for DCC decoder installation (sold separately)
- precision motor
- working directional headlights, ditch lights, and markers
- selection switch for track or pantograph operation
- body-mounted E-Z Mate® couplers

Passenger Car features:

- detailed, lighted interiors
- Phase VI Amtrak® livery
- body-mounted E-Z Mate® couplers
- blackened metal RP25 wheels



PLUG & PLAY ACS-64
DCC & SOUND DECODER

Item No. 44960 • Suggested Price: \$149.00
Adds DCC with CD-quality 16-bit 44,100Hz
TCS WOWSound® when plugged into the
decoder socket on the ACS-64 locomotive
included in this set.



81" x 45"
Oval



Speed Controller
with Plug-In Wiring

HO SCALE

ELECTRIC TRAIN SETS

Jingle Bell Express

an E-Z Track® set with E-Z Mate® couplers

Item No. 00724 • Suggested price: \$355.00



The *Jingle Bell Express* rushes last-minute wishes from the North Pole to homes around the world. Decked out in red and green and carrying a sweet cargo of holiday treats, the *Jingle Bell Express* will deliver merry dreams around your Christmas tree for years to come.

This ready-to-run train set includes:

- 0-6-0 steam locomotive with operating headlight and coal tender
- single-dome tank car
- boxcar
- quad hopper
- off-set cupola caboose
- body mounted E-Z Mate® couplers
- 47" x 38" oval of snap-fit E-Z Track®, including 12 pieces of curved track, 1 piece of straight track, and 1 plug-in terminal railer
- power pack and speed controller
- illustrated instruction manual



Scout Elf Express

an E-Z Track® set with E-Z Mate® couplers

Item No. 00779 • Suggested price: \$384.00

Searching for festive The Elf on the Shelf® fun? Find it on board the *Scout Elf Express*. Join your favorite Scout Elves for an unforgettable ride to the North Pole with a steam locomotive featuring an operating headlight and smoke, three festive freight cars, and World's Smallest® The Elf on the Shelf® Scout Elf figure. Next stop; Christmas magic!

Features include:

- 0-6-0 steam locomotive with operating headlight, smoke, and coal tender
- three freight cars festively decorated with Christmas colors and Scout Elf figures including a gondola, boxcar with opening doors, and "bobber" caboose
- World's Smallest® The Elf on the Shelf® Scout Elf figure
- 47" x 38" oval of snap-fit E-Z Track® including 12 pieces of 18" radius curved track, 1 piece of straight track, and 1 plug-in terminal railer
- power pack and speed controller
- plug-in wiring
- illustrated instructions

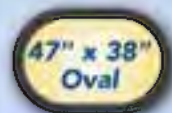


elfontheshelf.com

®/TM/© 2015 CCA and B, LLC d/b/a
The Lumis Stella Company. All Rights Reserved

World's Smallest® The Elf on the Shelf® figure
used with permission from Super Impulse

ELECTRIC TRAIN SETS



Speed Controller
with Plug-In Wiring



Speed Controller
with Plug-In Wiring



Norman Rockwell Christmas Express

an E-Z Track® set with E-Z Mate® couplers

Item No. 00774 • Suggested price: \$349.00

Glide through a winter wonderland with this festive tribute to Norman Rockwell, one of America's most iconic artists. Featuring a classic 0-6-0 steam locomotive with operating headlight, old-time combine, 50' boxcar, and bobber caboose, this set depicts several joyful illustrations from the Norman Rockwell collection, including Santa checking his list, children riding a sled, and a classic Christmas depiction of Stockbridge Main Street, Rockwell's Massachusetts home town.

This ready-to-run train set includes:

- 0-6-0 steam locomotive with short-haul tender and operating headlight
- old-time combine
- 50' smooth-side boxcar
- bobber caboose
- body-mounted E-Z Mate® couplers
- 47" x 38" oval of snap-fit E-Z Track® including 12 pieces of curved track, 1 piece of straight track, and 1 plug-in terminal rerailer
- power pack and speed controller
- illustrated instruction manual



Norman Rockwell Freedom Train

an E-Z Track® set with E-Z Mate® couplers

Item No. 00767 • Suggested price: \$409.00

Bachmann is proud to honor one of America's most beloved artists, Norman Rockwell, with the *Norman Rockwell Freedom Train*. In 1941, U.S. President Franklin D. Roosevelt addressed Congress with his hopes for America after World War II, emphasizing a vision of four basic freedoms: freedom of speech, freedom of worship, freedom from want, and freedom from fear. Rockwell painted each of these freedoms as part of his desire to do more for the war effort, naming the series the Four Freedoms. This artwork would help elevate Rockwell to an icon of American culture after being printed in *The Saturday Evening Post*. In May of 1943, Rockwell joined a combined campaign by the *Post* and U.S. Department of the Treasury to sell war bonds and stamps through a travelling rail exhibit. Every citizen who bought war bonds through the campaign received printed copies of the Four Freedoms in return. The Freedom Train, adorned in a patriotic red, white, and blue paint scheme, rode the rails from September of 1947 to January of 1949 to 16 U.S. cities highlighting American heritage and the importance of preserving important American documents. 133 items in total were featured on the train, including Rockwell's Four Freedoms and original versions of the United States Constitution and Declaration of Independence. The classic artwork's next stop is your HO scale layout, where Bachmann's *Norman Rockwell Freedom Train* embodies the same hopeful message of its namesake.



**Norman
Rockwell**

Courtesy of the Norman Rockwell Family Agency

ELECTRIC TRAIN SETS



47" x 38"
Oval



Speed Controller
with Plug-in Wiring



**Norman
Rockwell™**

"Freedom of Speech," "Freedom of Worship," "Freedom from Want," "Freedom from Fear" ©
SEPS Licensed by Curtis Licensing, Indianapolis, IN All rights reserved



**FREEDOM
OF SPEECH**



**FREEDOM
OF WORSHIP**



**FREEDOM
FROM WANT**



**FREEDOM
FROM FEAR**



This ready-to-run train set includes:

- F7 diesel locomotive with operating headlight
- smooth-side baggage car with metal wheels
- wide-vision caboose with metal wheels
- 54" x 45" oval of snap fit E-Z Track® including 16 pieces of 22" radius curved track, one piece of straight track, and one straight terminal rerailer
- power pack and speed controller
- illustrated instruction manual

54" x 45"
Oval



Speed Controller
with Plug-in Wiring

Courtesy of the Norman Rockwell Family Agency

Boy Scouts of America®
BSA® All American
an E-Z Track® set with E-Z Mate® couplers

Item No. 00775 • Suggested price: \$299.00

Celebrate the past and look to the future of the Boy Scouts of America® with the Bachmann BSA® All American train set! Featuring an iconic F7-A diesel locomotive, two vibrantly painted freight cars with classic Joseph Csatsari BSA® artwork, and a stylish blue caboose, this set is the perfect gift for any scout. Prepare for a lifelong adventure in model railroading with the BSA® All American train set!

This ready-to-run train set includes:

- EMD F7-A diesel locomotive with operating headlight
- 40' quad hopper with removable coal load and Joseph Csatsari illustration
- 40' boxcar with Joseph Csatsari illustrations
- off-set cupola caboose
- 47' x 38' oval of snap-fit E-Z Track® including 12 pieces of curved track, 1 piece of straight track, and 1 plug-in terminal rerailer
- power pack and speed controller
- illustrated instruction manual



Grand Canyon Railway **NEW**

an E-Z Track® set with E-Z Mate® couplers

Item No. 00792 • Suggested price: \$499.00

Since 1901, the Grand Canyon Railway has enchanted millions of people from all over the world. From industrial beginnings as an ore hauler to offering scenic excursions to the majestic South Rim, the story of the Grand Canyon Railway is almost as dramatic as the spectacular surroundings through which it travels. Today, the train is responsible for keeping approximately 50,000 cars outside of the park each year, helping to preserve the pristine, incredible beauty of the natural landscape. The Bachmann Grand Canyon Railway set brings the lovingly restored train to HO Scale, representing the historic locomotive and cars that today ply the rails between Williams, AZ, and the edge of the Grand Canyon. Get ready for an unforgettable adventure into the wild western landscape with the Grand Canyon Railway train set!

This ready-to-run train set includes:

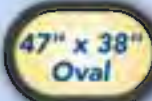
- DCC-ready 2-8-0 locomotive and tender with operating headlight
- factory-installed 21-pin socket for the DCC decoder of your choice
- 85' heavyweight coach
- 85' heavyweight observation car
- Body-mounted E-Z Mate® couplers
- 63' x 45' oval of snap-fit E-Z Track® including 16 pieces of 22" radius curved track, 3 pieces straight track, and 1 plug-in terminal rerailer
- power pack and speed controller
- illustrated instruction manual



ELECTRIC TRAIN SETS



Boy Scouts of America® the Corporate Emblem, Pinewood Derby™, Merit Badge Designs and Prepared For Life® are either registered trademarks or trademarks of the Boy Scouts of America in the United States and/or other countries. Manufactured under license from the Boy Scouts of America. All rights reserved.



Speed Controller
with Plug-In Wiring



Speed Controller
with Plug-In Wiring

The Grand Canyon Railway logo is a registered trademark owned by Grand Canyon Railway, LLC and licensed to Bachmann Industries, Inc.



McKinley Explorer

an E-Z Track® set with E-Z Mate® couplers

NEW

Item No. 00783 • Suggested price: \$419.00

Alaska is one of the world's most exciting destinations to explore by rail. On the *McKinley Explorer*, passengers are treated to breathtaking views of the Alaskan wilderness in special Ultra-Dome cars. Manufactured by the Colorado Railcar Company, and named after Alaskan rivers, these luxurious cars offer panoramic views and premier comfort for all on board. At 18 feet 2 inches tall and 89 feet long, these are the largest dome cars currently operating in North America. This set represents the latest example of this iconic train, featuring an all-new paint scheme on the passenger cars and updated Alaska Railroad colors on the locomotive. Get on board to begin your Alaskan adventure with the new *McKinley Explorer*.

This ready-to-run train set includes:

- EMD GP40 locomotive with directional headlights
- two 89' Colorado Railcar Ultra-Dome passenger cars (Eklutna and Talkeetna)
- body-mounted E-Z Mate® couplers
- 63" x 45" oval of snap-fit E-Z Track® including 16 pieces of 22" radius curved track, 3 pieces straight track, and 1 plug-in terminal rerailer
- power pack and speed controller
- illustrated instruction manual



Denali Express

an E-Z Track® set with E-Z Mate® couplers

NEW

Item No. 00784 • Suggested price: \$419.00

Navigating some of America's most dramatic scenery, the Princess Cruises® *Denali Express* transports tourists and nature lovers alike over the historic Alaska Railroad. Operating between Anchorage and Fairbanks, the *Denali Express* gives cruise passengers a chance to see the Alaskan wilderness up close, with opportunities to witness bears, moose, Dall sheep, and bald eagles in their natural habitat of Denali National Park from the comfort of specially designed Vista-Dome railcars. Updated to reflect the latest paint scheme worn by both the Alaska Railroad locomotives and *Denali Express* cars, this set arrives with an EMD GP40 locomotive, two Ultra-Dome passenger cars, and a complete oval of Bachmann E-Z Track®. Climb aboard to begin your Alaskan adventure with Princess Cruises® and Bachmann Trains!

This ready-to-run train set includes:

- EMD GP40 diesel locomotive with operating headlight
- two Ultra-Dome passenger cars with full interiors
- body-mounted E-Z Mate® couplers
- 63" x 45" oval of snap-fit E-Z Track® including 16 pieces of 22" radius curved track, 3 pieces of straight track, and 1 straight plug-in terminal rerailer
- power pack and speed controller
- illustrated instruction manual



ELECTRIC TRAIN SETS

63" x 45"
Oval



Speed Controller
with Plug-In Wiring



63" x 45"
Oval



Speed Controller
with Plug-In Wiring




PRINCESS CRUISES



American Freedom Train

NEW**Limited Edition E-Z Track® set with E-Z Mate® couplers**

Item No. 00789 • Suggested price: \$699.00

There's nothing quite like a train to bring a nation together. An entrepreneur by the name of Ross Rowland Jr. shared a similar sentiment as America's bicentennial approached. Inspired by the 1947 Freedom Train, which traveled the country following World War II, the bicentennial *American Freedom Train* would visit all 48 contiguous United States between 1975 and 1976 as a traveling display of American artifacts and camaraderie. The tour would make stops in 140 communities, with Southern Pacific® GS 4 locomotive #4449 leading the charge for much of the tour. As we approach America's sesquicentennial and the 50th anniversary of this momentous journey, Bachmann is delighted to bring the spirit of the American Freedom Train to HO scale with this limited edition collectible train set and range of authentically detailed add-on cars.

This ready-to-run train set includes:

- GS 4 4-8-4 steam locomotive with smoke and operating headlight
- two 72' smooth-side exhibit cars with lighted interiors and simulated displays
- 85' heavyweight observation car with lighted interior
- body-mounted E-Z Mate® couplers
- 81" x 45" oval of snap-fit E-Z Track® including 16 pieces of 22" radius curved track, 7 pieces of straight track, and 1 plug-in terminal rerailer

- power pack and speed controller
- illustrated instruction manual
- collector's card with individual production number for this limited edition set (1000 produced)



Golden Spike

NEW**an E-Z Track® set with E-Z Mate® couplers**

Item No. 00791 • Suggested price: \$299.00

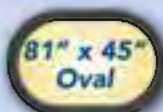
When East met West at Promontory, Utah, a course was set that would transform a nation in its infancy into a powerhouse of industry and commerce. As we celebrate 250 years of the industrious American story, we salute the railroad that helped forge this legacy with a classic mid-20th-century diesel freight consist, featuring the iconic EMD F7 diesel locomotive and four attractive freight cars. Climb aboard the *Golden Spike* and celebrate the legacy of American railroading in HO scale.

This ready-to-run train set includes:

- EMD F7 diesel locomotive with operating headlight
- 40' boxcar with opening doors
- gondola
- single-dome tank car
- offset Cupola caboose
- 47" x 38" oval of snap-fit E-Z Track®, including 12 pieces of curved track, 1 piece of straight track, and 1 plug-in terminal re-railer
- power pack and speed controller
- illustrated instruction manual



ELECTRIC TRAIN SETS



Speed Controller
with Plug-In Wiring

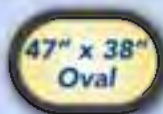


UNITED STATES
250
1776 - 2026
LIMITED EDITION

ADDITIONAL SEPERATE SALE CARS IN
ROLLING STOCK SECTION



(illustration shown)



Speed Controller
with Plug-In Wiring



Daylight Special

an E-Z Track® set with E-Z Mate® couplers

Item No. 00776 • Suggested price: \$609.00

There are few paint schemes more iconic in railroad history than the Southern Pacific™ Daylight livery. Bringing vibrant tones of orange, white, and red to the rails of the Pacific Coast, the Daylight streamliners operated express services between Los Angeles and San Francisco, while locomotives carrying the same scheme could also be found across Southern Pacific™ rails, from Portland, Oregon, to New Orleans, Louisiana. Relive the golden age of western streamlined steam with the *Daylight Special*, featuring a powerful GS-4 4-8-4 steam locomotive with smoke, and three classic smooth-side passenger cars.

This ready-to-run train set includes:

- Southern Pacific™ GS-4 4-8-4 steam locomotive with smoke and operating headlight
- 72' smooth side baggage car
- 85' smooth-side coach with lighted interior
- 85' smooth-side observation car with lighted interior
- 81" x 45" oval of snap-fit E-Z Track® including 16 pieces of 22" radius curved track, 7 pieces of straight track, and 1 plug-in terminal rerailer
- power pack and speed controller
- illustrated instruction manual



Track King

an E-Z Track® set with E-Z Mate® couplers

Item No. 00766 • Suggested price: \$409.00

You'll be sure to rule the rails on any layout with Bachmann's *Track King* train set. Headed by a GP40 locomotive in Union Pacific's® Armour Yellow paint scheme, you will easily conquer any freight job you face. Start building your HO railroading empire with the *Track King*!

This ready-to-run train set includes:

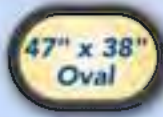
- EMD GP40 diesel locomotive with operating headlight
- flatcar
- 40' boxcar
- single-dome tank car
- off-set cupola caboose
- 47" x 38" oval of snap-fit E-Z Track® including 12 pieces of curved track, 1 piece of straight track, and 1 plug-in terminal rerailer
- power pack and speed controller
- illustrated instruction manual



ELECTRIC TRAIN SETS



Speed Controller
with Plug-In Wiring



Speed Controller
with Plug-In Wiring

HO SCALE

ELECTRIC TRAIN SETS

Chattanooga

an E-Z Track® set with E-Z Mate® couplers

Item No. 00626 • Suggested price: \$365.00

Capturing all the energy and excitement of train travel is the Chattanooga. Named for the famous Nashville, Chattanooga & St. Louis Railroad, this 155 piece set includes all the miniature people, buildings, and structures you'll need to recreate the romance of the steam era



Speed Controller with Plug-In Wiring



Signal Bridge



36 Telephone Poles



48 Railroad & Street Signs



48 Assorted Figures



Suburban Station

This ready-to-run train set includes:

- 0-6-0 steam locomotive and tender with operating smoke and headlight
- plug-door boxcar
- open quad hopper
- single-dome tank car

- off-set cupola caboose
- body mounted E-Z Mate® couplers
- 47" x 38" oval of snap-fit E-Z Track®, including 12 pieces of curved track, 1 piece of straight track, and 1 plug-in terminal reailer
- suburban station

- signal bridge
- 48 railroad and street signs
- 36 telephone poles
- 48 assorted figures
- power pack and speed controller
- illustrated instruction manual



Rail Chief

an E-Z Track® set with E-Z Mate® couplers

Item No. 00706 • Suggested price: \$365.00

You will command the rails with our striking Rail Chief set. Complete with miniature people and a signal bridge, this 130-piece set will let you oversee your own detailed railroading empire.

This ready-to-run train set includes:

- EMD GP40 diesel locomotive with operating headlight
- open quad hopper
- gondola
- steel reefer
- off-set cupola caboose
- body-mounted E-Z Mate® couplers
- 47" x 38" oval of snap-fit E-Z Track®, including 12 pieces curved track, 1 piece of straight track, and 1 plug-in terminal reailer
- signal bridge
- 36 miniature figures
- 24 telephone poles
- 48 railroad and street signs
- power pack and speed controller
- illustrated instruction manual



**130
Piece
Set**



ELECTRIC TRAIN SETS



**155
Piece
Set**



Speed Controller
with Plug-In Wiring



Signal Bridge



24 Telephone Poles



48 Railroad
& Street Signs



36 Assorted
Figures



Pacific Flyer

an E-Z Track® set with E-Z Mate® couplers

Item No. 00692 • Suggested price: \$229.00

Assembly and breakdown of trains in the railway yard is tough work, but this 0-6-0 steam switcher is ready to get the job done. Assemble your consist, clear the yard and move your freight to its final destination with the *Pacific Flyer*!

This ready-to-run train set includes:

- 0-6-0 steam locomotive with operating headlight and tender
- gondola
- boxcar
- off-set cupola caboose
- body-mounted E-Z Mate® couplers
- 36" circle of snap-fit E-Z Track® including 11 pieces of curved track and 1 curved plug-in terminal rerailer
- power pack and speed controller
- illustrated instruction manual



Coastliner

an E-Z Track® set with E-Z Mate® couplers

Item No. 00734 • Suggested price: \$319.00

From southern seashores to northern ports, rail transport keeps freight moving and American factories humming. With its distinctive engine and cars displaying the modern CSX® paint scheme, the *Coastliner* is proud to ride the busy rails of the Eastern seaboard.

This ready-to-run train set includes:

- EMD GP40 diesel locomotive with operating headlight
- two flatcars with container loads
- wide-vision caboose
- body-mounted E-Z Mate® couplers
- 36" circle of snap-fit E-Z Track®, including 11 pieces curved track and 1 curved plug-in terminal rerailer
- power pack and speed controller
- illustrated instruction manual





Speed Controller
with Plug-In Wiring



Speed Controller
with Plug-In Wiring



Thoroughbred

an E-Z Track® set with E-Z Mate® couplers

Item No. 00691 • Suggested price: \$209.00

Wheels rumble like the pounding of hooves as this iron horse rounds the bend. Hauling freight with the ease and grace of a champion, the *Thoroughbred* delivers fun and adventure to your stable of trains.

This ready-to-run train set includes:

- F7 diesel locomotive with operating headlight
- open quad hopper
- gondola
- wide-vision caboose
- body-mounted E-Z Mate® couplers
- 47" x 38" oval of snap-fit E-Z Track® including 12 pieces of curved track, 1 piece of straight track, and 1 plug-in terminal rerailer
- power pack and speed controller
- illustrated instruction manual



Durango & Silverton

an E-Z Track® set with E-Z Mate® couplers

Item No. 00710 • Suggested price: \$445.00

Once part of a vast network of Colorado narrow gauge railroads, the *Durango & Silverton* today offers one of the most spectacular steam-powered excursions in the United States, transporting passengers through the majestic canyons, forests, and pioneer towns of the Rocky Mountains. Our *Durango & Silverton* set pays tribute to this iconic railroad, allowing you to recreate the excitement of steam-hauled passenger railroading in HO scale.



- DCC-ready 2-8-0 locomotive and tender with operating headlight
- factory-installed 8-pin socket for DCC decoder installation of your choice
- open excursion car
- old time combine
- old-time coach
- 47" x 38" oval of snap-fit E-Z Track® including 12 pieces of curved track, 1 piece of straight track, and 1 plug-in terminal rerailer
- power pack and speed controller
- illustrated instruction manual





47" x 38"
Oval



Speed Controller
with Plug-In Wiring



47" x 38"
Oval



Speed Controller
with Plug-In Wiring



HO SCALE

ELECTRIC TRAIN SETS

Yard Master

an E-Z Track® set with E-Z Mate® couplers

Item No. 00761 • Suggested price: \$209.00



The power of a steam engine is guaranteed to be what you need to master any rail yard shunting job with ease. An 0-6-0 locomotive with Union Pacific's® distinctive greyhound color scheme and slope tender sends a puff of smoke skyward as it prepares to position rolling stock for pickups, much like a game of strategy. Plan your moves, assemble a consist, and send freight on its way with the Yard Master!

This ready-to-run train set includes:

- USRA 0-6-0 steam locomotive with operating headlight, smoke, and slope tender
- gondola
- off-set cupola caboose
- body-mounted E-Z Mate® couplers
- 36" circle of snap-fit E-Z Track®, including 11 pieces curved track and 1 curved plug in terminal reailer
- power pack and speed controller
- illustrated instruction manual



Chessie Special

an E-Z Track® set with E-Z Mate® couplers

Item No. 00750 • Suggested price: \$355.00



Born in the rich coal fields of western Virginia, the Chesapeake & Ohio® Railroad went on to cross the Blue Ridge and Allegheny Mountains to range over the Ohio Valley and serve 10 states. Our Chessie Special ready-to-run train forges ahead with essential freight required to fuel the growth and prosperity of Chicago, Cincinnati, Toledo, and many other Midwestern cities.

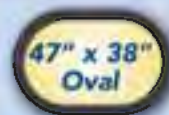
This ready-to-run train set includes:

- USRA 0-6-0 locomotive with operating headlight and tender
- stock car
- three-dome tank car
- gondola
- off-set cupola caboose
- body-mounted E-Z Mate® couplers
- 47" x 38" oval of snap-fit E-Z Track® including 12 pieces of curved track, 1 piece of straight track, and 1 plug-in terminal reailer
- power pack and speed controller
- illustrated instruction manual





Speed Controller
with Plug-In Wiring



Speed Controller
with Plug-In Wiring



Santa Fe Flyer

an E-Z Track® set with E-Z Mate® couplers

Item No. 00647 • Suggested price. \$209.00



Hauling freight across the deserts, mountains, and cities of the American landscape is the *Santa Fe Flyer*. Powered by a mighty Santa Fe FT diesel locomotive with its distinctive "Warbonnet" paint scheme, this sleek and powerful train deftly handles the ever-changing terrain of the Southwestern United States.

This ready-to-run train set includes:

- EMD FT diesel locomotive with operating headlight
- open quad hopper
- gondola
- off-set cupola caboose
- body-mounted E-Z Mate® couplers
- 36" circle of snap-fit E-Z Track® including 11 pieces of curved track and 1 curved plug-in terminal rerailer
- power pack and speed controller
- illustrated instruction manual

The FT diesel locomotive in this set has a die-cast chassis and eight wheel drive.



Speed Controller
with Plug-in Wiring

Overland Limited

an E-Z Track® set with E-Z Mate® couplers

Item No. 00614 • Suggested price: \$549.00

The biggest and the best for serious railroad enthusiasts. From a powerful 4-8-4 steam locomotive, to an impressive consist of nine cars, this set has it all! The Overland Limited comes complete with Bachmann's exclusive E-Z Track® snap-fit track and roadbed system.

This ready-to-run train set includes:

- Union Pacific® 4-8-4 steam locomotive and tender with operating smoke and headlight
- grain car
- three-dome tank car

- flatcar with logs
- center-flow hopper
- open quad hopper
- two plug-door boxcars
- wood stock car
- wide-vision caboose
- body mounted E-Z Mate® couplers
- 63" x 54" oval of snap-fit E-Z Track® with 16 pieces of 22" radius curved track, 5 pieces of straight track, and plug-in terminal rerailer
- power pack and speed controller
- illustrated instruction manual

Speed Controller
with Plug-in Wiring

HO SCALE

ELECTRIC TRAIN SETS

The DeWitt Clinton **NEW**

an E-Z Track® set with E-Z Mate® couplers

Item No. 00790 • Suggested price: \$209.00



Named for the Father of the Erie Canal, the DeWitt Clinton was the third American locomotive on record to operate under steam in public service. On August 9, 1831, the DeWitt Clinton completed its maiden journey from Albany to Schenectady, New York, in a record 38 minutes via the Mohawk and Hudson Railroad. During this trip it reached an astounding 26 miles per hour. Bachmann honors this exciting piece of American history with the only available HO scale replica of the DeWitt Clinton, arriving with a full, authentic consist of cars and an oval of snap-fit E-Z Track®.

This ready-to-run train set includes:

- DeWitt Clinton 0-4-0 steam locomotive with engineer figure
- Tender with wood load and water barrels
- Three prototypical carriage-style passenger cars
- Updated motor for superior performance
- Blackened nickel silver wheels on the locomotive and tender
- 47" x 38" oval of snap-fit nickel silver E-Z Track®, including 12 pieces of curved track, 1 piece of straight track, and 1 plug-in terminal re-railer
- Power pack and speed controller
- Illustrated instruction manual



Speed Controller
with Plug-In Wiring



BALDWIN EM-1 2-8-8-4
(**SOUNDTRAXX® TSUNAMI™** DCC SOUND EQUIPPED)
Performs best on 22" radius curves or greater.

Suggested price: \$799.00



Based on the Yellowstone design, the EM-1 was developed by the Baldwin Locomotive Works for hauling coal across the Alleghenies on the Baltimore & Ohio® Pittsburgh Division. A latecomer in steam, the massive, articulated design was the result of wartime restrictions on the construction of more technically advanced diesel locomotives. Between 1944 and 1945, thirty of these behemoths were delivered, lasting in service for just 15 years. During this period they would see operation not only on coal trains, but on mixed freights, mail, and express passenger services (thanks to being fitted with roller bearings). In later years, they could be found west of the Alleghenies hauling lake-bound coal trains, while some of their final duties included fan trips in the late 1950s. Despite at least one being earmarked for preservation, all were scrapped in the early 1960s, bringing the era of big steam on the B&O® to a close. Making its grand return to Bachmann's HO Scale Spectrum® line, the head-turning EM-1 arrives in 2025, now with thunderous Soundtraxx® Tsunami2™ DCC and sound, ensuring the legacy of these mighty machines lives on - if only in scale size.

Features include:

- Soundtraxx® Tsunami2™ DCC sound equipped
- Dual-mode NMRA-compliant decoder for DCC and analog operation
- Soft-white LED directional headlight and tender backup light
- Precision motor with brass flywheel
- Die-cast chassis
- Prototypical articulated construction with metal drivers
- Separately applied handrails, stanchions, piping, smokebox herald, and more
- Magnetically operated E-Z Mate® Mark II couplers
- Blackened metal wheels with RP25 contours

- Chuffinty™ technology for prototypical load-based chuff intensity
- dual-mode NMRA-compliant decoder for use on digital (DCC) or analog (DC) systems
- LED directional headlights with Rule 17 dimming
- die-cast frame and boiler
- Boxpok or Scullin drivers per prototype
- magnetically operated E-Z Mate® Mark II couplers

Spectrum  *Tsunami2*



BALTIMORE & OHIO® #7601
(early large dome)
Item No. 80801



BALTIMORE & OHIO® #7609
(early large dome)
Item No. 80802



BALTIMORE & OHIO® #7622
(later small dome)
Item No. 80803



BALTIMORE & OHIO® #7626
(later small dome)
Item No. 80804

**LIMA LOCOMOTIVE WORKS 80-TON
THREE-TRUCK SHAY
(SOUNDTRAXX® TSUNAMI2™
DCC SOUND EQUIPPED)**

Performs best on 22" radius curves or greater.

Suggested price: \$799.00 each



One of the most unique steam locomotives to grace the Bachmann line makes its highly anticipated return in 2026. Based on a patented design by logging entrepreneur Ephraim Shay, the 80-ton three-truck model was one of the most popular standard-gauge configurations for this classic geared locomotive. Designed for optimal performance on the tough grades and rough track common to logging railroads, the Shay remained popular long after steam was retired from conventional use, and many went on to gain a second career in preservation. Arriving with new, durable metal gears and Soundtraxx® Tsunami2™ DCC/sound, the 80-Ton Three-Truck Shay arrives in three new and authentic paint schemes, in addition to painted/unlettered for adding to your proprietary industry or roster.

Features include:

- Soundtraxx® Tsunami2™ DCC sound equipped
- Dual-mode NMRA-compliant decoder for DCC and analog operation
- Soft-white LED directional headlight and tender backup light
- Complete prototypical drivetrain with metal gears
- Functioning piston rods and valve gear
- Separately applied stacks, domes, and cab
- Separate detail parts, including bell, whistle, pop valves, cut levers, sanding lines, and handrails
- Detailed cab interior with lighted firebox
- Finescale brake rigging and double truss rods
- Steel or wood-style cab designs with oil or coal bunker configurations
- Magnetically operated E-Z Mate® Mark II couplers
- Blackened metal wheels with tapered spokes and RP25 contours

Spectrum **DCC SOUND EQUIPPED**
Tsunami2



CASS SCENIC RAILROAD #5

(steel cab with coal bunker; illustration shown)
Item No. 84706



CLEAR LAKE LUMBER CO. #2

(steel cab with coal bunker; illustration shown)
Item No. 84707



PICKERING LUMBER CO. #12

(steel cab with oil bunker; illustration shown)
Item No. 84708



PAINTED UNLETTERED - BLACK

(wood cab with coal bunker; illustration shown)
Item No. 84709

HO SCALE

STEAM LOCOMOTIVES

K4 4-6-2 PACIFIC STEAM LOCOMOTIVE (TCS WOWSOUND® EQUIPPED)

Performs best on 22" radius curves or greater

Suggested price: \$659.00 each



The Pennsylvania Railroad's K4 4-6-2 locomotive, originally produced for passenger service, was considered the premier steam engine of the PRR system until the end of steam service in 1957. Quickly recognized for its ruggedness and reliability, the locomotive was one of the few used for both passenger and freight service throughout the PRR system. Known as Pennsylvania's state steam locomotive since 1987, our model is offered with a TCS WOWSound® CD-quality 16-bit 44,100Hz decoder with Audio Assist® for easy programming without CVs, as well as a Keep-Alive® device for uninterrupted operation, even over dirty track. The K4 arrives factory-set for maximum realism with a steam locomotive sound package that includes whistle, bell, blow down, cylinder cocks, water fill, coupler close and release, brake application and release, momentum, grade-crossing quill, departing and arriving station announcements, and more.

Additional features include:

- DCC sound-equipped for sound, speed, direction, and lighting control
- true CD-quality audio in 16-bit 44,100Hz sound
- Keep-Alive® device that keeps your engine running during power interruptions due to dirty track or loss of electrical contact
- voice-guided Audio Assist® programming tool for easy set-up of almost all decoder functionality
- dual-mode, NMRA-compliant decoder
- precision motor
- load-based chuff intensity with Chuffinity™ technology
- operating headlight
- all-metal chassis and die-cast trailing truck
- blackened-metal wheels with RP25 contours
- blackened metal siderods
- painted engineer and fireman figures
- separately applied parts, including injectors, pump, and piping
- metal cut levers
- E-Z Mate® Mark II couplers, front and rear



PRR #5353 PRE-WAR with SLAT PILOT
Item No. 84405



WOWSound



PRR #5492 PRE-WAR with SLAT PILOT
Item No. 84406



PRR #3747 POST-WAR with MODERN PILOT
Item No. 84408

Spectrum

SPECTRUM®

DREYFUSS STREAMLINED HUDSON (TCS WOWSOUND® DCC EQUIPPED)

Performs best on 22" radius curves or greater

Suggested price, \$604.00 each



WOWSound

Entering service in 1938, the Streamlined Hudson was one of several locomotives that would come to define the Art Deco period of design. While the locomotive remained mechanically identical to previous, non-streamlined Hudsons, the styling by industrial designer Henry Dreyfuss updated the external cladding to rival the modern appearance of its early-diesel peers. The locomotive and matching passenger car sets were primarily used on the prestigious 20th Century Limited between New York and Chicago until being phased out in favor of diesel power in 1945. The Bachmann Dreyfuss Streamlined Hudson arrives with all of the authentic and interactive features found on the standard J3a Hudson, including dual-mode TCS WOWSound® DCC with CD-quality audio, a Keep Alive® device for uninterrupted performance, and Chuffinity™ technology for prototypical load-based chuff intensity.

Features include:

- DCC equipped for sound, speed, direction, and lighting control
- TCS true CD-quality audio in 16-bit 44,100Hz sound
- Keep-Alive® device that keeps your engine running during power interruptions due to dirty track or loss of electrical contact
- voice-guided Audio Assist® programming tool for easy setup of almost all decoder functionality
- Chuffinity™ technology for prototypical load-based chuff intensity
- dual mode NMRA-compliant decoder for use on digital (DCC) or analog (DC) systems
- LED directional headlights with Rule 17 dimming
- die-cast frame and boiler
- Boxpak or Scullin drivers per prototype
- magnetically operated E-Z Mate® Mark II couplers



NEW YORK CENTRAL #5445
(Boxpak drivers; 1938 scheme)
Item No. 56601



NEW YORK CENTRAL #5448
(Boxpak drivers; 1940 scheme)
Item No. 56602



NEW YORK CENTRAL #5450
(Scullin drivers; 1938 scheme)
Item No. 56603



NEW YORK CENTRAL #5452
(Scullin drivers; 1940 scheme)
Item No. 56604

Separate-sale Smooth-Side Passenger Cars in the 1938 20th Century Limited scheme are available in the HO rolling stock section as follows:

- Item No. 14407 - New York Central Baggage Car #5017
- Item No. 14216 - New York Central Coach - City of Chicago
- Item No. 14217 - New York Central Coach - City of Rochester
- Item No. 14809 - New York Central Dining Car #685
- Item No. 14313 - New York Central Observation Car - Manhattan Island

HO SCALE

STEAM LOCOMOTIVES

NEW YORK CENTRAL 4-6-4 J-3a HUDSON (TCS DCC WOWSOUND® EQUIPPED)

Performs best on 22" radius curves or greater

Suggested price: \$560.00 each



WOWSound



As the demand for rail travel increased in the 1920s, the need for faster, more powerful locomotives to pull the *20th Century Limited* and other express services along the New York Central's Water Level Route became clear. The solution was delivered by the American Locomotive Company in 1927, as the 4-6-4 Hudson entered service alongside its namesake Hudson River. The type quickly became a symbol of both the New York Central and fast, luxury rail travel. Factory-set for maximum realism and equipped with a TCS WOWSound® CD-quality 16-bit 44,100Hz decoder with Audio Assist®, the Hudson arrives with a steam locomotive sound package that features user-definable whistle options, bell, blowdown, cylinder cocks, water fill, coupler close and release, brake application and release, momentum, grade crossing quill, station announcements, and more.



Extra front dummy
coupler in down
position included

Additional features include:

- DCC sound-equipped for sound, speed, direction, and lighting control
- true CD-quality audio in 16-bit 44,100Hz sound
- Keep-Alive® device that keeps your engine running during power interruptions due to dirty track or loss of electrical contact
- voice-guided Audio Assist® programming tool for easy set-up of almost all decoder functionality
- dual-mode NMRA-compliant decoder for use on digital (DCC) or analog (DC) systems
- load-based chuff intensity with "Chuffinity" technology
- precision motor
- all-metal chassis
- operating directional headlight and reverse light
- blackened metal side rods
- blackened metal wheels with RP25 contours
- E-Z Mate® Mark II couplers on the front and rear



NEW YORK CENTRAL #5407
(as delivered Roman lettering)
Item No. 53601



NEW YORK CENTRAL #5413
(as delivered Roman lettering)
Item No. 53602



NEW YORK CENTRAL #5432
(gothic lettering)
Item No. 53603



NEW YORK CENTRAL #5438
(gothic lettering)
Item No. 53604

HO SCALE

STEAM LOCOMOTIVES

N&W CLASS J 4-8-4 & TENDER with OPERATING HEADLIGHT (DCC ECONAMI™ SOUND VALUE-EQUIPPED)

Performs best on 22" radius curves or greater

Suggested price: \$538.00 each



Designed for optimum-speed passenger service, the "J" was the last mainline steam locomotive to run in the United States. In 2015, class member #611 was returned to steam following a successful restoration campaign and was given the name *Spirit of Roanoke*. Our Class J 4-8-4 features a DCC Sound Value SoundTraxx® steam package that includes authentic prototypical chuff, short and long whistles, bell, air pump, steam release, and blower—all in 16-bit polyphonic sound.

Features include:

- DCC sound-equipped
- dual-mode NMRA-compliant decoder for use on digital (DCC) or analog (DC) system
- precision motor
- operating headlight
- separately applied metal parts
- alligator cross heads
- see-through frame
- RP25 wheels
- E-Z Mate® Mark II couplers

Econami™

DCC
SOUND VALUE
EQUIPPED



NORFOLK & WESTERN #611 - RAILFAN
Item No. 53201



NORFOLK & WESTERN #613
Item No. 53202



NORFOLK & WESTERN #611 - "Spirit of Roanoke"
Item No. 53203

GS-4 4-8-4 LOCOMOTIVE with OPERATING HEADLIGHT (DCC ECONAMI™ SOUND VALUE-EQUIPPED)

Performs best on 22" radius curves or greater

Suggested price: \$538.00



Streamlined, powerful SP GS-4 4-8-4 steam locomotives were the choice for high-speed passenger service on the West Coast until they were superseded by diesels in the late 1950s. Offered in its distinctive Daylight color scheme, our 4-8-4 includes our Sound Value SoundTraxx® steam package with authentic prototypical chuff, short and long whistles, bell, air pump, steam release, and blower—all in 16-bit polyphonic sound.

Features include:

- DCC sound-equipped
- dual-mode NMRA-compliant decoder for use on digital (DCC) or analog (DC) system
- precision motor
- operating headlight
- separately applied metal parts
- see-through frame
- RP25 wheels
- E-Z Mate® Mark II couplers



SOUTHERN PACIFIC™ DAYLIGHT #4449
RAILFAN VERSION
(Southern Pacific Lines)
Item No. 53101



GS-4 4-8-4 LOCOMOTIVE with OPERATING HEADLIGHT (DCC SOUND READY WITH NMRA 21-PIN PLUG)

Performs best on 22" radius curves or greater


Suggested price: \$499.00

Features include:

- Factory-installed NMRA 21-pin socket for the decoder installation of your choice
- Speaker equipped for upgrading to DCC and sound
- Precision motor
- Operating headlight
- Separately applied metal parts
- See through frame
- RP25 wheels
- E-Z Mate® Mark II couplers



SOUTHERN PACIFIC™ #4449
(Billboard lettering)
Item No. 52301



AMERICAN FREEDOM TRAIN #4449
Item No. 52302



BNSF #4449
(employee special scheme; illustration shown)
Item No. 52303



Have a question?
You can "Ask the
Back Man" on our
message board at
backmantrains.com/



HO SCALE

STEAM LOCOMOTIVES

2-8-4 BERKSHIRE STEAM LOCOMOTIVE & TENDER with OPERATING HEADLIGHT

(DCC ECONOMI™ SOUND VALUE-EQUIPPED)

Performs best on 22' radius curves or greater

Suggested price: \$499.00 each



This DCC sound-equipped locomotive includes the SoundTraxx® Econami™ steam package with authentic prototypical chuff, short and long whistles, bell, air pump, steam release, and blower – all in 16-bit polyphonic sound. Precision motor, die-cast chassis, details and tender style per prototype, brass machined flywheel, metal handrails and stanchions, LED headlight and tender backup light, die-cast marker lights, see-through underframe, metal wheels, and E-Z Mate® Mark II couplers.



NICKEL PLATE #765 - RAILFAN VERSION

Item No. 52401



PERE MARQUETTE #1225

Item No. 52403



CHESAPEAKE & OHIO® KANAWHA #2705

Item No. 52405



USRA LIGHT 2-8-2 STEAM LOCOMOTIVE & TENDER with OPERATING HEADLIGHT (DCC READY with NMRA 21-PIN PLUG) Performs best on 18" radius curves or greater

Suggested price: \$389.00 each

The 2-8-2 Mikado was one of the most prevalent steam locomotives in North America during the first half of the 20th century. Approximately 2,200 were constructed by the three major locomotive manufacturers, each of which based its design closely on a configuration developed by the United States Railroad Administration (USRA) during the nationalization of railroads in World War I. Despite being outpowered by subsequent locomotive models, they remained in front-line service until the end of steam in the late 1950s. Our DCC-ready USRA Light model has a factory-installed 21-pin socket for the DCC decoder installation of your choice.

Features include:

- Authentic USRA standard design
- All-metal chassis
- See through frame
- Separately applied metal handrails and uncoupling levers
- Separate plastic components, including whistle, bell, classification lights, air compressor, ladders, and piping
- Road specific headlight placement and type, bell placement, trailing truck design, and tender styles
- Operating headlight and reverse light with automatic direction control
- Magnetically operated E-Z Mate® Mark II couplers on the front and rear
- E-Z Mate® Mark II couplers



**NICKEL PLATE ROAD #587
with LONG TENDER**
Item No. 54407



**SEABOARD® #494
with MEDIUM TENDER**
Item No. 54408



**UNION PACIFIC® #2481
with MEDIUM TENDER**
Item No. 54406

USRA LIGHT PACIFIC 4-6-2 LOCOMOTIVE & TENDER with OPERATING HEADLIGHT (DCC READY with NMRA 8-PIN PLUG) Performs best on 18" radius curves or greater

Suggested price: \$419.00 each

The advent of heavier, longer passenger trains at the dawn of the 20th century called for a new type of steam locomotive. The 4-6-2 Pacific answered that call in 1901, going on to become a popular choice for express passenger power for over 40 years.



SANTA FE #1344
Item No. 52901



ATLANTIC COAST LINE® #1528
Item No. 52902



BALTIMORE & OHIO® #5223
Item No. 52903



2-8-0 CONSOLIDATION LOCOMOTIVE (DCC *ECONAMI*™ SOUND VALUE-EQUIPPED)

Performs best on 18" radius curves or greater

Suggested price: \$429.00 each



Consolidating its position as an important locomotive in our HO line, Bachmann offers a DCC sound-equipped 2-8-0. It includes a *SoundTraxx® Econami™* steam package with authentic prototypical chuff, short and long whistles, bell, air pump, steam release, and blower—all in 16-bit polyphonic sound.

Features include:

- DCC sound-equipped
- dual-mode NMRA-compliant decoder
- precision motor
- operating headlight
- die cast chassis
- completely hidden drive train
- detailed cab interior
- separate sanding lines
- metal side rods
- builder's plate
- die cast, fine scale driver spokes
- crew figures
- E-Z Mate® Mark II couplers



BOSTON & MAINE #2394
Item No. 57907



LACKAWANNA #369
Item No. 57908

BALDWIN 52" DRIVER 4-6-0 STEAM LOCOMOTIVE (DCC READY with NMRA 8-PIN PLUG)

Performs best on 18" radius curves or greater

Suggested price: \$349.00 each

This Baldwin Ten Wheeler is a DCC-ready 52" driver version that has an 8-pin socket ready for the DCC decoder installation of your choice. Die-cast chassis and E-Z Mate® Mark II couplers.



TEXAS & PACIFIC™ #316
Item No. 52205



EAST BROAD TOP #10
Item No. 52206



BALTIMORE & OHIO® #1355
Item No. 52207



PRAIRIE 2-6-2 & TENDER with SMOKE & OPERATING HEADLIGHT

Performs best on 18" radius curves or greater.

Suggested price: \$219.00 each



SOUTHERN
Item No. 51504



CHICAGO, BURLINGTON AND QUINCY #2121
Item No. 51508



BALTIMORE & OHIO* #2458
Item No. 51513



UNION PACIFIC* #1826
Item No. 51514



PENNSYLVANIA #2765
Item No. 51528



SANTA FE #2129
Item No. 51529



BOSTON & MAINE #1501
Item No. 51530



CANADIAN NATIONAL #3591
Item No. 51531



NORTHERN PACIFIC #2463
Item No. 51532



HO SCALE

STEAM LOCOMOTIVES

USRA 0-6-0 with ROADNAME-SPECIFIC FEATURES

(ECONAMI™ DCC SOUND VALUE-EQUIPPED)

Performs best on 1/8" radius curves or greater

Suggested price: \$389.00 each



Bachmann is excited to offer an update to our USRA 0-6-0 with new and existing tooling, enhanced details, and roadname-specific features such as prototypical tender styles and headlight arrangements. Factory-set for realism, this 0-6-0 features the Soundtraxx® Econami™ steam package. This DCC sound system offers a choice of whistles, variable bell types, prototypical chuffs, air pumps, dynamos, and cylinder cock effects, as well as a grade-crossing sequence, blowdown, brake squeal/release, coupling/uncoupling, and "all aboard" station departure effects - all in 16-bit polyphonic sound.

Features include:

- DCC Econami™ sound-equipped
- dual-mode NMRA-compliant decoder for DCC and analog operation
- precision motor
- operating headlight with roadname-specific placement
- roadname specific tender styles with operating backup lights
- highly-detailed appearance with separately-applied parts
- metal side rods
- RP25 wheel contours
- E-Z Mate® Mark II couplers, front and rear

Econami™



BALTIMORE & OHIO® #354
Item No. 53801



NEW YORK CENTRAL #232
Item No. 53802



PENNSYLVANIA RAILROAD #8166
Item No. 53803



UNION PACIFIC® #4754
(smokebox door mounted headlight)
Item No. 53804



**CENTRAL RAILROAD of
NEW JERSEY #115**
Item No. 53805

HO SCALE

STEAM LOCOMOTIVES

**USRA 0-6-0 & SLOPE TENDER with
SMOKE & OPERATING HEADLIGHT
(DCC EQUIPPED)**

Performs best on 18" radius curves or greater.

Suggested price: \$229.00 each

DCC ON BOARD® locomotives feature dual-mode digital command control decoders enabling operation with a standard DC analog power pack or any NMRA-compliant Digital Command Control system.

**DCC
ON BOARD**



CHESAPEAKE & OHIO® #128
Item No. 51612



PENNSYLVANIA #5281
Item No. 51613



SOUTHERN #1655 - BLACK
Item No. 51614



WABASH #511
Item No. 51616

USRA 0-6-0 & SLOPE TENDER with SMOKE & OPERATING HEADLIGHT
Performs best on 18" radius curves or greater.

Suggested price: \$186.00 each



AT&F #2034
Item No. 50609



UNION PACIFIC® #4433
(Greyhound scheme)
Item No. 50610



PENNSYLVANIA #3234
Item No. 50615



UNION PACIFIC® #4455
Item No. 50623



NORTH POLE & SOUTHERN® #25
Item No. 50624



ATLANTIC COAST LINE® #1156
Item No. 50625



BALTIMORE & OHIO® #1143
Item No. 50626

HO SCALE

STEAM LOCOMOTIVES

USRA 0-6-0 & VANDERBILT TENDER
with **SMOKE & OPERATING HEADLIGHT**
Performs best on 19" radius curves or greater.

Suggested price: \$186.00 each



NEW
HO SCALE

SOUTHERN PACIFIC™ #1237
Item No. 50710



ERIE #116
Item No. 50712



BALTIMORE & OHIO® #1181
Item No. 50713



GREAT NORTHERN #53
Item No. 50714



UNION PACIFIC® #4434
(Grayhound scheme)
Item No. 50715



SEABOARD® #221
Item No. 50716



NEW
HO SCALE

UNION PACIFIC® #4436
(black)
Item No. 50717

HO SCALE

STEAM LOCOMOTIVES

USRA 0-6-0 & SHORT HAUL TENDER
with SMOKE & OPERATING HEADLIGHT
Performs best on 18" radius curves or greater

Suggested price: \$186.00 each



SMOKY MOUNTAIN #99
Item No. 50402



NEW YORK CENTRAL #224
Item No. 50408



PENNSYLVANIA RAILROAD #2402
Item No. 50410



NORTHERN PACIFIC #1052
Item No. 50411



DIXIE LINE #152
Item No. 50416



Have a question?
You can "Ask the
Back Man" on our
message board at
backmantrains.com



HO SCALE

STEAM LOCOMOTIVES

**4-4-0 AMERICAN STEAM LOCOMOTIVE
(DCC ECONAMI™ SOUND VALUE-EQUIPPED)**
Performs best on 15" radius curves or greater.

Suggested price: \$415.00 each



Our DCC sound-equipped 4-4-0 includes a Sound Value *SoundTraxx*® Econami™ steam sound package with authentic prototypical chuff, short and long whistles, bell, air pump, steam release and blower—all in 16-bit polyphonic sound.



CENTRAL PACIFIC #60 "Jupiter" with WOOD LOAD
Item No. 52702




WESTERN & ATLANTIC #3 "The General" with WOOD LOAD
Item No. 52705



NORTHERN CENTRAL #17 "The York" with WOOD LOAD
Item No. 52706



UNION PACIFIC® #119 with COAL LOAD
Item No. 52707



OLD COLONY "Highland Light" with WOOD LOAD
Item No. 52708



VIRGINIA & TRUCKEE #12 "Genoa" with WOOD LOAD
Item No. 52709

4-4-0 AMERICAN STEAM LOCOMOTIVE (DCC READY with 21 PIN PLUG)

Performs best on 15" radius curves or greater

Suggested price: \$299.00 each



From moving troops and supplies in a divided nation to definitively uniting the country in steel at Promontory, it's little wonder that the 4-4-0 is known simply as the "American." Larger than its predecessors and powerful enough to transform the railroad into an essential transcontinental system, the 4-4-0 was further immortalized in later years as a star in countless Western movies. To this day, its classic appearance and opulent decoration evoke the adventurous spirit of the Old West and the pioneering determination of a nation in its youth.

Features include:

- Classic period design
- Separately applied metal handrails and sand lines
- Locomotive-specific details include stack, domes, bell, whistle, and tender trucks
- Wood or coal load per prototype
- Die-cast chassis
- Completely hidden drivetrain
- See-through frame
- Operating warm-glowing LED headlight
- Magnetically operated E-Z Mate® Mark II couplers on the front and rear



UNION PACIFIC® #119 with COAL LOAD
Item No. 51002



CENTRAL PACIFIC #60 "Jupiter" with WOOD LOAD
Item No. 51003



PENNSYLVANIA with COAL LOAD
Item No. 51005



SANTA FE with WOOD LOAD
Item No. 51007



CENTRAL PACIFIC #63 "Leviathan" with WOOD LOAD
Item No. 51008



NORTH POLE & SOUTHERN® #1 with WOOD LOAD
Item No. 51009

SIEMENS ACS-64 ELECTRIC LOCOMOTIVE (TCS DCC WOWSOUND® EQUIPPED)

Performs best on 22" radius curves or greater

Suggested price: \$525.00 each



Built to modernize "America's Railroad," the Amtrak Cities Sprinters have state-of-the-art features such as regenerative braking that can feed energy back into the power grid. The latest generation of electrics for the Northeast Corridor, the ACS-64 can reach speeds of 125 mph. Bachmann's feature-packed model reflects the innovative technology of the prototype. Our ACS-64 includes a TCS WOWSound® CD-quality 16-bit 44,100Hz decoder with Audio Assist® for easy configuration without programming CVs, as well as a Keep-Alive® device for uninterrupted operation, even over dirty track. The WOWSound® electric locomotive sound package includes horn, bell, cooling fan/power inverter, pantograph extension and retraction, coupler close and release, brake release and application, crew alert, grade-crossing quill, departing and arriving station announcements, and more.

Features include:

- DCC sound-equipped for sound, speed, direction, and lighting control
- TCS true CD-quality audio in 16-bit 44,100Hz sound
- Keep-Alive® device that keeps your engine running during power interruptions due to dirty track or loss of electrical contact
- voice-guided Audio Assist® programming tool for easy setup of almost all decoder functionality

WOWSound

- dual-mode NMRA-compliant decoder
- fully remappable light functions that include blinking ditch lights, on/off marker lights, and directional headlights with Rule 17 dimming
- die-cast frame
- selector switch for choice between rail and pantograph operation



AMTRAK® #600
"David L. Gunn"
Item No. 67410



AMTRAK® #662
Phase III / Train Sim World® 2
Item No. 67407

dovetail
GAMES



TRAIN SIM
WORLD 2

©2026 Dovetail Games. All trademarks and copyrights are the property of their respective owners and are used here with permission. All rights reserved. © 2026 Epic Games, Inc. All rights reserved. Epic, Epic Games, Epic Games Store and their respective logos are trademarks or registered trademarks of Epic Games, Inc. In the U.S. Patent and Trademark Office and elsewhere. ©2026 Sony Interactive Entertainment LLC. "PlayStation Family Mark", "PlayStation", "PS5 logo", "PS5", "PS4 logo", "PS4", "PlayStation Shapes Logo" and "Play Has No Limits" are registered trademarks or trademarks of Sony Interactive Entertainment Inc. ©2026 Valve Corporation. Steam and the Steam logo are trademarks and/or registered trademarks of Valve Corporation in the U.S. and/or other countries. Microsoft, the Xbox Sphere mark, the Series X logo, Series S logo, Series XS logo, Xbox One, Xbox Series X, Xbox Series S, and Xbox Series XS are trademarks of the Microsoft group of companies.

HO SCALE

DUAL-MODE LOCOMOTIVES

SIEMENS SC42-DM CHARGER (TCS DCC WOWSOUND® EQUIPPED)

Performs best on 22" radius curves or greater.

Suggested price: \$549.00 each



PROTOTYPE PHOTO COURTESY OF THE METROPOLITAN TRANSPORTATION AUTHORITY



WOWSound

The latest variation of Siemens Charger locomotives joins Bachmann's lineup with the dual-mode SC42-DM. While similar in appearance to other Charger models, the SC42-DM is designed for commuter operation out of New York City, utilizing third rail electric power in Manhattan, before switching to conventional diesel-electric power once out of the city. Operated by MTA Metro-North Railroad, the SC42-DM is set to become the primary power for locomotive-hauled commuter rail service on all lines east of the Hudson River in the coming years. The Bachmann SC42-DM has been developed in collaboration with Siemens Mobility to ensure prototypical accuracy and arrives with authentic details, retooled trucks featuring third rail pickup shoes, and all of the sound and lighting functions you've come to expect from a Bachmann Charger model.

Features include:

- Siemens-approved design
- TCS WOWSound® DCC sound-equipped
- Dual-mode NMRA-compliant decoder for DCC and analog operation
- LED directional headlights, ditch lights, and marker lights
- Interior corridor work lights
- Precision motor
- Model-specific trucks with third rail pickup shoes (non-functioning)
- Die-cast frame with separately applied windshield wipers, grab irons, and details
- Magnetically operated E-Z Mate® Mark II couplers
- Blackened metal wheels with RP25 contours



METRO-NORTH RAILROAD #301

(not shown)
Item No. 69025



METRO-NORTH RAILROAD #302

(not shown)
Item No. 69026

HO SCALE

DIESEL LOCOMOTIVES

SIEMENS ALC-42 CHARGER (TCS DCC WOWSOUND® EQUIPPED)

Performs best on 22" radius curves or greater

Suggested price: \$549.00 each



Based on the highly successful medium-distance SC-44 Charger, the ALC-42 displays a range of new features for cross-country service on America's most scenic and storied routes, including a unique nose design and cab door configuration. Bachmann's ALC-42 Charger has been developed in collaboration with Siemens Mobility, using original design documentation and prototype field recordings for maximum realism. Features include a TCS WOWSound® CD-quality 16-bit 44,100Hz decoder with Audio Assist® for easy configuration without CVs, and a Keep-Alive® device for uninterrupted operation, even over dirty track. The WOWSound® diesel-electric locomotive sound package includes an authentic horn, bell, prime mover, startup/shutdown, compressor, cooling fan, coupler close/release, brake release/application, crew alert, grade crossing quill, station announcements, and more.

Features include:

- Siemens-approved design
- DCC sound equipped for sound, speed, direction, and lighting control
- true CD-quality audio in 16-bit 44,100Hz sound
- Keep-Alive® device that keeps your engine running during power interruptions due to dirty track or loss of electrical contact
- voice-guided Audio Assist® programming tool for easy set-up of almost all decoder functionality
- dual-mode NMRA-compliant decoder
- directional headlights and marker lights
- interior corridor work lights
- steady/alternate flashing ditch lights
- die-cast frame with separately applied windshield wipers, grab irons and detail parts

WOWSound



AMTRAK® #300
(Phase VI)
Item No. 68301

HO
SCALE

DIESEL LOCOMOTIVES

SIEMENS ALC-42 CHARGER
(TCS DCC WOWSOUND® EQUIPPED; CONTINUED)
Performs best on 22" radius curves or greater.

Suggested price: \$549.00 each

WOWSound



AMTRAK® #305
(Phase VII)
Item No. 68302



AMTRAK® #309
(Phase VII)
Item No. 68304



AMTRAK® #311
(Phase VII)
Item No. 68305



AMTRAK® #340
(Phase VII)
Item No. 68306

HO SCALE

DIESEL LOCOMOTIVES

SIEMENS SCV-42 CHARGER

(TCS DCC WOWSOUND® EQUIPPED)

Performs best on 22" radius curves or greater.


Suggested price: \$549.00



The latest in passenger railroading technology has arrived at VIA Rail Canada™ with the Siemens SCV-42 Charger. Designed to handle harsh Canadian winters while maintaining efficiency for fast corridor service, the SCV-42 is the new face of passenger transportation between major cities in eastern Canada including Windsor, Toronto, Montreal, and Quebec City. Features include a TCS WOWSound® CD-quality 16-bit 44,100Hz decoder with Audio Assist® for easy configuration without CVs, and a Keep-Alive® device for uninterrupted operation, even over dirty track. The WOWSound® diesel-electric locomotive package includes an authentic horn, bell, prime mover, startup/shutdown, compressor, cooling fan, coupler close/release, brake release/application, crew alert, grade crossing quill, station announcements, and more.

Features include:

- Siemens-approved design
- DCC sound equipped for sound, speed, direction, and lighting control
- TCS true CD-quality audio in 16-bit, 44,100Hz sound
- Keep-Alive® device that keeps your engine running during power interruptions due to dirty track or loss of electrical contact
- voice-guided Audio Assist® programming tool for easy setup of almost all decoder functionality
- dual-mode NMRA compliant decoder
- directional headlights and marker lights
- interior corridor work lights
- steady/alternate flashing ditch lights
- die-cast frame with separately applied windshield wipers, grab irons, and detail parts
- E-Z Mate® Mark II couplers



VIA RAIL CANADA™ #2200
Item No. 69001



VIA RAIL CANADA™ #2218
(Lumi scheme)
Item No. 69002

Separate-sale Siemens Venture passenger cars are available in the HO rolling stock section as follows:

Item No. 74505 - VIA RAIL CANADA™ COACH #2800
Item No. 74506 - VIA RAIL CANADA™ COACH #2900
Item No. 74507 - VIA RAIL CANADA™ BUSINESS #2600
Item No. 74508 - VIA RAIL CANADA™ BUSINESS #2700
Item No. 74509 - VIA RAIL CANADA™ CAB CAR #2300

(with DCC-operated light and sound features)

Item No. 74516 - VIA RAIL CANADA™ "LUMI" COACH #2617
Item No. 74519 - VIA RAIL CANADA™ "LUMI" COACH #2917
Item No. 74520 - VIA RAIL CANADA™ "LUMI" BUSINESS #2617
Item No. 74521 - VIA RAIL CANADA™ "LUMI" BUSINESS #2717
Item No. 74522 - VIA RAIL CANADA™ "LUMI" CAB CAR #2317
(with DCC-operated light and sound features)

HO SCALE

DIESEL LOCOMOTIVES

SIEMENS SC-44 CHARGER
(TCS DCC WOWSOUND® EQUIPPED)
Performs best on 22" radius curves or greater

Suggested price: \$549.00 each



Dachmann's DCC sound-equipped SC-44 Charger uses Siemens Mobility's original design documentation and prototype field recordings. This model includes a TCS WOWSound® CD-quality 16-bit 44,100Hz decoder with Audio Assist® for easy configuration without programming CVs and a Keep-Alive® device for uninterrupted operation, even over dirty track. The WOWSound® diesel-electric locomotive sound package includes horn, bell, prime mover, start-up/shutdown, compressor, cooling fan, coupler close/release, brake release/application, crew alert, grade-crossing quill, departing and arriving station announcements, and more. Loaded with prototypical features, the Charger brings all the sights and sounds of Siemens' diesel-electric locomotive to your layout.

Features include:

- Siemens-approved design
- DCC sound-equipped for sound, speed, direction, and lighting control
- TCS true CD-quality audio in 16-bit 44,100Hz sound
- Keep-Alive® device that keeps your engine running during power interruptions due to dirty track or loss of electrical contact
- voice-guided Audio Assist® programming tool for easy setup of almost all decoder functionality
- dual-mode NMRA-compliant decoder
- 10 decoder-controlled lighting functions
- directional headlights
- interior corridor work lights
- roof-mounted white and emergency red strobe lights
- marker lights
- steady/alternate flashing ditch lights
- die-cast frame
- separately applied windshield wipers, grab irons and detail parts

WOWSound



AMTRAK CASCADES®
WASHINGTON STATE DEPARTMENT OF
TRANSPORTATION (WSDOT) #1400
Item No. 67904



AMTRAK MIDWEST™ #4623
Item No. 67909



AMTRAK® PACIFIC SURFLINER® #2121
Item No. 67910



AMTRAK MIDWEST™ #4626
(with streamlined nose)
Item No. 67911

Amtrak, Amtrak Midwest, Amtrak Cascades, Pacific Surfliner and the respective logos are service marks of the National Railroad Passenger Corporation. WSDOT mark used with permission.

NEW
NUMBER

GENERAL ELECTRIC DASH 8-40CW

(TCS SOUND VALUE-EQUIPPED)

Performs best on 18" radius curves or greater.

Suggested price: \$499.00 each



Entering service in 1989, the Dash 8-40CW was the first in General Electric's line of road diesels to feature the North American Safety Cab (otherwise known as the wide-cab design). It would set the standard for the basic appearance of all GE locomotives for the next two decades, becoming an icon of North American freight railroading. Bachmann's Dash 8-40CW features newly added operating ditch lights, a TCS Sound Value DCC package for sound, speed, direction, and lighting control, and comes ready-to-run on both analog and DCC-equipped layouts.

Additional features include:

- DCC Sound Value-equipped for sound, speed, direction, and lighting control
- Keep-Alive® device that keeps your engine running during power interruptions due to dirty track or loss of electrical contact
- dual-mode NMRA-compliant decoder
- operating headlight and ditch lights
- all-wheel drive
- blackened metal wheels with RP25 contours
- E-Z Mate® Mark II couplers



SANTA FE #856
Item No. 68511



CSX® #7317 - HTM™
(Dark Future)
Item No. 68512



NORFOLK SOUTHERN #8314
(Thoroughbred)
Item No. 68513



UNION PACIFIC® #9358
Item No. 68514

GENERAL ELECTRIC C36-7 (SOUNDTRAXX® TSUNAMI2™ DCC EQUIPPED)

Suggested price: \$549.00 each




Built between 1978 and 1989, the C36-7 was the final locomotive to be offered in General Electric's successful "Dash 7" series. Capable of producing up to 3,750 horsepower, the majority of production C36-7s were purchased by China Railways and other overseas operations, while a number of examples were ordered for use by US, Canadian, and Mexican railroads. Mainline operation in the United States lasted through the mid-2000s, and examples can still be found today running on several short lines. Bachmann is excited to announce the first ever consumer model of the North American C36-7 in HO scale. Featuring prototypical details, the C36-7 comes equipped with dual-mode DCC and Soundtraxx® Tsunami2™ Sound on Board®. Sounds featured include an authentic GE FDL16 prime mover, several horn and bell options, startup and shutdown, and air compressor.

Features include:


- Soundtraxx® Tsunami2™ DCC equipped for sound, speed, direction, and lighting control
- dual-mode NMRA compliant decoder for use on digital (DCC) or analog (DC) systems
- LED directional headlights with Rule 17 dimming
- separately applied details such as railings, windshield wipers, and cut levers
- die-cast chassis
- authentic features specific to North American examples
- magnetically operated E-Z Mate® Mark II couplers

Tsunami2



UNION PACIFIC® #588
(illustration shown)
Item No. 61301

NEW
LOOKING



CSX® #7138
(Bright Future - illustration shown)
Item No. 61302

NEW
LOOKING



NORFOLK SOUTHERN #8502
(illustration shown)
Item No. 61303

NEW
LOOKING



CONRAIL #4632
(illustration shown)
Item No. 61304

NEW
LOOKING

HO SCALE

DIESEL LOCOMOTIVES

**EMD SD40-2 with ALL WHEEL DRIVE
(DCC ECONAMI™ SOUND VALUE-EQUIPPED)**

Performs best on 18" radius curves or greater

Suggested price: \$329.00 each



The dependable, versatile 3,000-HSP SD40-2 was one of EMD's best-selling engines. This DCC sound-equipped version includes our Sound Value Econami™ SoundTraxx® diesel sound package with prototypical prime mover, 3 air horns, and bell—all in polyphonic 16-bit sound



CSX® #8013 - DARK FUTURE (HTM™)
Item No. 67202



KANSAS CITY SOUTHERN #651
Item No. 67203



NORFOLK SOUTHERN #3430
(Thoroughbred)
Item No. 67204



UNION PACIFIC® #3450
Item No. 67205



SANTA FE #5077
(SPSF scheme)
Item No. 67206



CONRAIL #6365
(Conrail Quality)
Item No. 67207



MILWAUKEE ROAD #156
(Bicentennial scheme)
Item No. 67208



HO SCALE

DIESEL LOCOMOTIVES

EMD SD40-2 with ALL-WHEEL DRIVE (DCC EQUIPPED)

Performs best on 18" radius curves or greater.

Suggested price: \$239.00 each



DCC ON BOARD® locomotives feature dual-mode digital command control decoders enabling operation with a standard DC analog power pack or any NMRA-compliant Digital Command Control system. Speed, direction, and lighting control.



CSX® #88117
(Bright Future; illustration shown)
Item No. 60907

DCC ON BOARD



SANTA FE #5020
Item No. 60913



NEW YORK, SUSQUEHANNA & WESTERN #3018
Item No. 60914



BNSF #1734 - HERITAGE III
Item No. 60916



CSX® #8905 (HTM) - BLACK
Item No. 60917



PAN AM® RAILWAYS #605
(illustration shown)
Item No. 60920

EMD SD40-2 with ALL-WHEEL DRIVE (DCC READY)

Performs best on 18" radius curves or greater

Suggested price: \$215.00 each



CANADIAN NATIONAL #6023
Item No. 67022



UNION PACIFIC® #3643
Item No. 67026



NORFOLK SOUTHERN #6160
(Thoroughbred)
Item No. 67027



NATIONAL RAILWAYS OF MEXICO #8791
Item No. 67028



CONRAIL #6446
Item No. 67029



500 LINE #6601
Item No. 67030

HO SCALE

DIESEL LOCOMOTIVES

EMD GP40 DIESEL LOCOMOTIVE with ALL-WHEEL DRIVE (DCC ECONAMI™ SOUND VALUE-EQUIPPED)

Performs best on 1/8" radius curves or greater

Suggested price: \$340.00 each



This DCC sound equipped EMD GP40 Diesel includes a SoundTraxx™ Econami™ diesel sound package with prototypical prime mover, 3 air horns, and bell—all in polyphonic 16-bit sound. All-wheel drive and E-Z Mate® Mark II couplers.



UNION PACIFIC® #858
Item No. 66306



CSX® #6382 - CSX® TRANSPORTATION
Item No. 66307



BALTIMORE & OHIO® #3684
Item No. 66308




READING® #3675
Item No. 66310



NEW YORK CENTRAL® #3020
Item No. 66311



RIO GRANDE™ #3088
Item No. 66312



WESTERN PACIFIC™ #3510
(silver and orange; illustration shown)
Item No. 66313



NORFOLK SOUTHERN® #3084
Item No. 66314

EMD GP40 with ALL-WHEEL DRIVE (DCC EQUIPPED)

Performs best on 18" radius curves or greater

Suggested price: \$215.00 each



DCC ON BOARD® locomotives feature dual-mode digital command control decoders enabling operation with a standard DC analog power pack or any NMRA-compliant Digital Command Control system. Speed, direction, and lighting control.

DCC
ON BOARD



SANTA FE #3508
Item No. 60304



SOUTHERN PACIFIC® #3086
(speed lettering)
Item No. 60312



BOSTON & MAINE #340
(Guilford)
Item No. 60313



CSX® #6062
(Bright Future)
Item No. 60314



CANADIAN NATIONAL #4011
Item No. 60315



MILWAUKEE ROAD #2022
Item No. 60316



UNION PACIFIC® #912
(Little Rock black lettering)
Item No. 60316



BNSF #3016
(Heritage II)
Item No. 60319



LOUISVILLE & NASHVILLE® #3009
(Family Lines System)
Item No. 60320

HO SCALE

DIESEL LOCOMOTIVES

EMD GP40 with ALL-WHEEL DRIVE (DCC READY)

Performs best on 18" radius curves or greater.

Suggested price: \$186.00 each



DCC ready with a factory-installed 8-pin socket for decoder installation of your choice.



ALASKA RAILROAD #3014
Item No. 63522



ILLINOIS CENTRAL #3072
(illustration shown)
Item No. 63523



BURLINGTON NORTHERN #3519
Item No. 63503



CONRAIL #3078
Item No. 63516



SANTA FE #2964
Item No. 63526



CSX® #4409 (HTM™)
(Dark Future)
Item No. 63530



BNSF #3012
Item No. 63532



CHESSIE® #4155
Item No. 63533

EMD GP40 with ALL-WHEEL DRIVE (DCC READY; continued)

Performs best on 18" radius curves or greater.

Suggested price: \$186.00 each



NORFOLK SOUTHERN #3053
OPERATION LIFESAVER
Item No. 63535



UNION PACIFIC® #452
Item No. 63536



CSX® #9704 - MOW
Item No. 63540



WESTERN PACIFIC™ #3508
Item No. 63541



CSX® #6604
(Bright Future)
Item No. 63542



PAN AM® RAILWAYS #313
Item No. 63544

EMD GP38-2 (SOUNDTRAXX® ECONAMI™ DCC SOUND VALUE-EQUIPPED)

Performs best on 18" radius curves or greater.

Suggested price: \$429.00 each



Entering service in 1972 as a successor to the GP38, the GP38-2 remained in production until 1986, becoming one of the most popular four-axle road switchers of the "second generation" diesel era. A total of 2,264 examples were constructed, with the majority going to operators in the United States, Canada, and Mexico. Demonstrating efficient performance in lighter duties, the GP38-2 could be found in yards and on local freight jobs, while certain examples were geared for passenger service with commuter operators. The Bachmann GP38-2 returns to our HO Scale line with newly upgraded Soundtraxx® DCC, now featuring Econami™ sound, and new paint schemes and road numbers.

Features include:

- Soundtraxx® Econami™ Sound Value® equipped
- Dual-mode NMRA-compliant decoder for DCC and analog operation
- LED directional headlights with Rule 17 dimming
- Precision motor
- Die-cast chassis
- Roadname-specific dynamic brake and non-dynamic brake configurations
- Magnetically operated E-Z Mate® Mark II couplers
- Blackened metal wheels with RP25 contours



LONG ISLAND RAIL ROAD #250

(Bicentennial logo; without dynamic brakes)
Item No. 66806



BNSF #2040

(with dynamic brakes, illustration shown)
Item No. 66807



CSX® #2742

(Bright Future, with dynamic brakes; illustration shown)
Item No. 66808



UNION PACIFIC® #358

(without dynamic brakes; illustration shown)
Item No. 66809



Have a question?
You can "Ask the
Bach Man" on our
message board at
bachmanntrains.com





EMD GP38-2 with ALL-WHEEL DRIVE (DCC READY)

Performs best on 18" radius curves or greater

Suggested price: \$208.00 each

DCC ready with a factory-installed socket for decoder installation of your choice.



WISCONSIN CENTRAL #2001

(with 8 pin socket)
Item No. 61712



CANADIAN NATIONAL #4720

(with 21 pin socket)
Item No. 61717



GMTX #2103

(with 8 pin socket)
Item No. 61719



CSX® #2640 HTM™

(Dark Future; with 21 pin socket)
Item No. 61720



NORFOLK SOUTHERN #5314

(Thoroughbred; with 21 pin socket)
Item No. 61721



**CONRAIL #7889
OPERATION LIFESAVER**

(with 8 pin socket)
Item No. 61722



AMTRAK® #726

(Phase V; with 21 pin socket)
Item No. 61723



MISSOURI PACIFIC™ #959

(without dynamic brakes; with 21 pin socket)
Item No. 61724

EMD GP7 DIESEL LOCOMOTIVE (DCC READY with 8-PIN PLUG)

Performs best on 18" radius curves or greater.

Suggested price: \$239.00 each



Manufactured between 1949 and 1954, the GP7 was EMD's first successful diesel road switcher. 2,729 units were constructed over a five-year period, with EMD barely managing to keep up with demand. The type would set the stage for EMD to become one of the most successful locomotive manufacturers of the latter half of the 20th century, and despite their age, many remained in service well into the 1980s. Now in their 7th decade, a selection of examples continue to find use on short lines and tourist railroads to this day. Our GP7 comes with directional lighting and a factory-installed 8-pin socket for the DCC decoder installation of your choice.



AMTRAK® #760 - MOW
(silver & black)
Item No. 69101



CHESAPEAKE & OHIO® #5735
Item No. 69102



SANTA FE #2686
(blue & yellow)
Item No. 69104

EMD F UNIT LOCOMOTIVES (DCC READY with NMRA 8-PIN SOCKET)

Performs best on 18" radius curves or greater.

Additional features include:

- operating headlight
- can motor
- all-wheel drive
- RP25 wheel contours
- 8-pin socket ready for the DCC decoder installation of your choice
- E-Z Mate® Mark II couplers



F7-A BOY SCOUTS OF AMERICA®
Item No. 63712 • Suggested price: \$219.00



F7-A SANTA FE - BLUE & YELLOW
Item No. 69603 • Suggested price: \$209.00

EMD BL2 DIESEL LOCOMOTIVE (DCC EQUIPPED)

Suggested price: \$289.00 each



DCC
ON BOARD



Standing for "Branch Line Locomotive" the BL2 was EMD's first foray into lighter-duty switching power, with production commencing in 1947. Designed for improved visibility for the engineer during operation, the locomotive was one of the earliest diesels to feature a wide cab and a narrow long hood, allowing for a clearer view when operating reverse movements. With styling cues taken from the streamliners of its time, the BL2 has remained popular with railfans throughout the years. Originally utilized for both freight and passenger duties on secondary lines, examples can still be found in service today, handling excursions and short-line freight runs. The Bachmann BL2 arrives with DCC on Board®, featuring new and existing tooling, authentic paint schemes, and directional LED headlights.

Features include:

- new and existing tooling
- highly detailed painted bodies with precision graphics
- dual-mode NMRA-compliant DCC decoder
- directional headlights with Rule 17 dimming
- magnetically operated E-Z Mate® Mark II couplers
- blackened machined metal wheels with RP25 contours



CHESAPEAKE & OHIO® #85
Item No. 69201



MONON #35
Item No. 69202



ROCK ISLAND #426
Item No. 69203



WESTERN MARYLAND® #82
(Fireball)
Item No. 69204

HO SCALE

DIESEL LOCOMOTIVES

GE 44-TON SWITCHER
(**SOUNDTRAXX® TSUNAMI2™ DCC SOUND EQUIPPED**)
Performs best on 18" radius curves or greater

Suggested price: \$409.00 each



This locomotive is DCC-equipped for sound, speed, direction, and lighting control. It features a SoundTraxx™ Tsunami2™ decoder programmed with a choice of 12 prime mover selections, more than 40 horn options, 14 bells, and a wide range of additional effects including true idle, hand brake, sander sounds, and cab chatter.



BALTIMORE & OHIO® #8301
Item No. 68201



SANTA FE #468
Item No. 68202



STRASBURG RR #33
Item No. 68203



UNION PACIFIC® #DS 1399
Item No. 68204



AMTRAK® #1000
Item No. 68205



PAINTED UNLETTERED - BLACK
Item No. 68206

Tsunami2

SIEMENS S70 LIGHT RAIL VEHICLE (DCC READY; with 21 PIN PLUG)

Price to be announced



Commencing operation in 2004, the S70 is the archetype of modern North American light rail vehicles, having played a crucial role in the 21st century rebirth of urban rail transit. First adopted as the vehicle of choice for Houston's METRORail, the S70 today provides service on rail transit systems across the United States. With several configurations, the S70 is capable of providing effective service on both high-density streetcar-style systems and grade-separated light rail lines. Developed using official Siemens documentation, Bachmann is delighted to announce the HO Scale Siemens S70 as the first ready-to-run modern Light Rail Vehicle for the North American modeler. Arriving DCC Ready for operation under track or pantograph power, the S70 features two system-specific body configurations, prototypical details, and LED interior lighting.

Features include:

- Siemens-approved design
- DCC Ready for the decoder installation of your choice
- Fully furnished and lighted interior
- LED directional headlights, ditch lights, and marker lights
- Precision motor
- Selector switch for track or pantograph operation
- System-specific detail configurations, including two cab styles
- Separately applied details, including rear view mirrors and flexible diaphragms
- Blackened metal wheels with RP25 contours



UTAH TRANSIT AUTHORITY™ TRAX #1125

S7000 CONFIGURATION. Available photo set.
Item No. 62511



MTS™ SAN DIEGO TROLLEY #5087

S7000 CONFIGURATION. Available photo set.
Item No. 62512



CHARLOTTE AREA TRANSIT SYSTEM CITYLYNX #406

S7000 CONFIGURATION. Available photo set.
Item No. 62513



HOUSTON METRORAIL #410

S7000 CONFIGURATION. Available photo set.
Item No. 62514

Images are provided as a guide only. Actual appearance may vary slightly from the exact appearance of the models.

PCC STREETCAR (DCC READY; 21 PIN)

Performs best on 15' radius curves or greater.

Suggested price: \$189.00 each



PTC #2334

officially licensed by SEPTA
Item No. 60513



GREEN & CREAM

Item No. 60513



SEPTA® #2254

(Bicentennial)
Item No. 60514



RED & CREAM

Item No. 60514

CABLE CAR with GRIP MAN

Performs best on 15" radius curves or greater.

Suggested price: \$142.00 each

The Cable Car features an improved drivetrain.



BLUE & TAN #16

Item No. 60528



RED & GRAY #25

Item No. 60529



CHRISTMAS

Item No. 60535



GREEN & GRAY

Item No. 60536



YELLOW & RED

Item No. 60538



"GANDY DANCER" OPERATING HAND CAR

Performs best on 15" radius curves or greater.

Suggested price: \$92.00



CHRISTMAS

Item No. 46224



GREEN

Item No. 46227



RED

Item No. 46228



BROWN

Item No. 46229

ACELA® BUSINESS CLASS CAR with LIGHTED INTERIOR

Performs best on 22" radius curves or greater.

Suggested price, \$153.00 each

Modelers can accurately duplicate Amtrak's standard six car, high-speed Acela® consist by adding these passenger cars to the Acela® train set (Item No. 01205).

Car features include:

- tilting chassis to travel smoothly around curves at high speeds
- flush windows
- lighted interior
- blackened RP25 wheels
- photo-etched, blackened brass inserts on air ducts
- finescale interior detail, including passenger seats and tables
- performs best on 22" radius or greater

Note: The updated graphics on these cars correspond only with train set No. 01205. See HO train set section for additional information.

Spectrum



acela®



ACELA® BUSINESS CLASS CAR #3516
Item No. 89945



ACELA® BUSINESS CLASS CAR #3528
Item No. 89946



ACELA® BUSINESS QUIET CAR® #3538
Item No. 89947

AMTRAK® ACELA® II SEPARATE-SALE CARS with LIGHTED INTERIORS

Suggested price, \$159.00 each

Coach features:

- fully furnished interiors
- LED interior lighting
- prototypical details per car
- articulated coupling system

Spectrum

OFFICIAL
LICENSEE
of
AMTRAK®



BUSINESS CLASS #3902
Item No. 89925



BUSINESS CLASS #3610
Item No. 89926



BUSINESS CLASS #3611
Item No. 89927



BUSINESS CLASS #3612
Item No. 89928



BUSINESS CLASS #3613
Item No. 89929



BUSINESS CLASS #3614
Item No. 89930

Amtrak, Acela, and the respective logos are registered service marks of the National Railroad Passenger Corporation.

AMTRAK MIDWEST™ SIEMENS VENTURE CARS with LIGHTED INTERIORS

Performs best on 22" radius curves or greater.

Suggested price: \$164.00 each

Siemens Venture Cars are the latest car type to operate on state-supported Amtrak® routes in Illinois, Indiana, Michigan, Missouri, and Wisconsin, offering modern amenities and comfort to passengers on various regional services.

OFFICIAL
LICENSEE
of



Amtrak, Amtrak Midwest, Amtrak San Joaquins and the respective logos are service marks of the National Railroad Passenger Corporation

Features include:

- Fully furnished and lighted interiors
- Separately-applied details
- Roadname and car-specific exterior configurations
- E-Z Mate® Mark II magnetic knuckle couplers installed
- Optional close-couplers included
- Blackened machined metal wheels with RP25 contours



AMTRAK MIDWEST™ COACH #4001
Item No. 74501



AMTRAK MIDWEST™ COACH #4008
Item No. 74503



AMTRAK MIDWEST™ COACH #4125
(married pair car "B")
Item No. 74510



AMTRAK MIDWEST™ BUSINESS #4203
(married pair car "A")
Item No. 74512



AMTRAK MIDWEST™ COACH #4004
Item No. 74502



AMTRAK MIDWEST™ COACH #4015
Item No. 74504



AMTRAK MIDWEST™ COACH #4130
(married pair car "B")
Item No. 74511



AMTRAK MIDWEST™ BUSINESS #4214
(married pair car "A")
Item No. 74513

AMTRAK SAN JOAQUINS™ SIEMENS VENTURE CARS with LIGHTED INTERIORS

Performs best on 22" radius curves or greater.

Suggested price: \$164.00 each



AMTRAK SAN JOAQUINS™ COACH #9003
(Illustration shown)
Item No. 74514



AMTRAK SAN JOAQUINS™ COACH #9006
(Illustration shown)
Item No. 74516



AMTRAK SAN JOAQUINS™ COACH #9004
(Illustration shown)
Item No. 74515



AMTRAK SAN JOAQUINS™ COACH #9025
(Illustration shown)
Item No. 74517

VIA RAIL CANADA™ SIEMENS VENTURE CARS with LIGHTED INTERIORS

Performs best on 22" radius curves or greater



Running in fixed consists with Siemens SCV-42 Charger locomotives, Siemens Venture Cars are the new face of corridor rail service in eastern Canada, operating between Quebec City, Montreal, Toronto, and Windsor, Ontario.

Features include:

- Fully furnished and lighted interiors
- Separately-applied details
- Dual-mode DCC-operated horn, bell, and brake sounds, as well as headlight, ditch light, and marker light functionality on the cab car
- Roadname and car-specific exterior configurations
- E-Z Mate® Mark II magnetic knuckle couplers installed
- Optional close-couplers included
- Blackened machined metal wheels with RP25 contours



VIA RAIL CANADA™ COACH #2800
Item No. 74505 • Suggested price: \$164.00



VIA RAIL CANADA™ COACH #2900
Item No. 74506 • Suggested price: \$164.00



VIA RAIL CANADA™ BUSINESS #2600
Item No. 74507 • Suggested price: \$164.00



VIA RAIL CANADA™ BUSINESS #2700
Item No. 74508 • Suggested price: \$164.00



VIA RAIL CANADA™ CAB CAR #2300
with dual mode DCC operated light and sound features
Item No. 74509 • Suggested price: \$395.00



VIA RAIL CANADA™ COACH #2817
(Lumi scheme)
Item No. 74518 • Suggested price: \$164.00



VIA RAIL CANADA™ COACH #2917
(Lumi scheme)
Item No. 74519 • Suggested price: \$164.00



VIA RAIL CANADA™ BUSINESS #2617
(Lumi scheme)
Item No. 74520 • Suggested price: \$164.00



VIA RAIL CANADA™ BUSINESS #2717
(Lumi scheme)
Item No. 74521 • Suggested price: \$164.00



VIA RAIL CANADA™ CAB CAR #2317
with dual mode DCC operated light and sound features
(Lumi scheme)
Item No. 74522 • Suggested price: \$395.00



HO SCALE

ROLLING STOCK

COLORADO RAILCAR ULTRA DOME with LIGHTED INTERIOR

Performs best on 22" radius curves or greater.

Suggested price: \$119.00 each



Operating over the famous Alaska Railroad, these cars give visitors the best view possible of Denali National Park and the surrounding wilderness. With lighted, fully furnished interiors, these cars make a great addition to the *McKinley Explorer* and *Denali Express* train sets, featuring different car names and road numbers from those included in the sets.

Features include:

- Accurate exterior appearance
- Fully furnished interior with authentic seating arrangements
- Interior lighting
- Separately applied diaphragms
- Open vestibules
- Magnetically operated E-Z Mate® Mark II couplers
- Blackened metal wheels with RP25 contours



McKINLEY EXPLORER #1058 "KASHWITNA"
Item No. 13349



McKINLEY EXPLORER #1059 "TEKLANIKA"
Item No. 13350



DENALI EXPRESS #7084 "ILIAMNA"
Item No. 13351



DENALI EXPRESS #7088 "BLACKBURN"
Item No. 13352

HO SCALE AMERICAN FREEDOM TRAIN EXHIBIT CARS with LIGHTED DISPLAYS

Performs best on 22" radius curves or greater.

Suggested price: \$95.00 each

Expand your American Freedom Train to include more cars from the authentic consist with four 72" smooth-side exhibit cars. Each real-life car featured walk-through displays of historic American artifacts, while external shadow boxes and artwork panels represented two decades of American history on each side of the car. These models are lighted for optimum realism.

UNITED STATES
250
1776-2025
LIMITED EDITION



AMERICAN FREEDOM TRAIN #101
(1776-1796; illustration shown)
Item No. 19901



AMERICAN FREEDOM TRAIN #102
(1796-1816; illustration shown)
Item No. 19902



AMERICAN FREEDOM TRAIN #103
(1816-1836; illustration shown)
Item No. 19903



AMERICAN FREEDOM TRAIN #104
(1836-1856; illustration shown)
Item No. 19904

Exhibit car artwork courtesy of Todd Schannuth / FreedomTrain.org

HO SCALE


ROLLING STOCK

85' BUDD AMFLEET® PASSENGER CARS
with **LIGHTED INTERIOR**
Performs best on 22" radius curves or greater.

Suggested price: \$119.00 each



OFFICIAL
LICENSEE



COACH CLASS #82590 - PHASE VII
(illustration shown)
Item No. 13101



COACH CLASS #13102 - PHASE VII
(illustration shown)
Item No. 13102



BUSINESS CLASS #81545 - PHASE VII
(illustration shown)
Item No. 13103



CAFÉ CAR #43377 - PHASE VII
(illustration shown)
Item No. 13104



**CAFÉ CAR #43378
NORTHEAST REGIONAL™ - PHASE VI**
Item No. 13118



**CAFÉ CAR #43344
NORTHEAST REGIONAL™ - PHASE VI**
Item No. 13124



BUSINESSCLASS #81516 - PHASE VI
Item No. 13119



BUSINESSCLASS #81527 - PHASE VI
Item No. 13127



COACHCLASS #82526 - PHASE VI
Item No. 13120



COACHCLASS #82769 - PHASE VI
Item No. 13125



COACHCLASS #82803 - PHASE VI
Item No. 13126


85' FULL-DOME PASSENGER CAR with LIGHTED INTERIOR

Performs best on 22" radius curves or greater

Suggested price: \$93.00 each



In the mid-1950s, the Budd Company developed a series of full-length bi-level dome cars, offering a panoramic view for all passengers seated on the upper level, while the lower level featured a lounge area. A fleet of 14 "Big Domes" were delivered to the Santa Fe Railway in 1954, while 6 similarly configured "Great Domes" were delivered to the Great Northern Railway the following year. A number continued in revenue use into the 1990s under Amtrak[®], with "Ocean View" remaining in service on the railroad until 2019. Others found further use as excursion cars on tourist railroads, while some were converted for use on corporate business trains.



AMTRAK[®] PHASE VI #10031
Item No. 13001



SANTA FE #507
Item No. 13002



GREAT NORTHERN #1392
"Mountain View"
Item No. 13003



AMTRAK[®] PHASE III #10031
"Ocean View"
(with black roof)
Item No. 13004



GRAND CANYON #8742
"Fred Harvey"
(illustration shown)
Item No. 13006



WESTERN MARYLAND SCENIC #1391
"Ocean View"
Item No. 13009



BNSF #31
"Bay View"
Item No. 13010



CANADIAN NATIONAL #119
(executive train)
Item No. 13012



AMTRAK[®] PHASE III #9350
Item No. 13032

The Grand Canyon Railway logo is a registered trademark owned by Grand Canyon Railway, LLC and licensed to Bachmann Industries, Inc.




72' SMOOTH-SIDE BAGGAGE CAR

Suggested price: \$82.00 each



SOUTHERN PACIFIC™ #295 - DAYLIGHT
Item No. 14404



PAINTED, UNLETTERED - ALUMINUM
Item No. 14405



PRR #6707 - FLEET OF MODERNISM
Item No. 14406



NEW YORK CENTRAL #5017
(20th Century Limited 1938 scheme)
Item No. 14407

NEW



NORFOLK & WESTERN #1288
Item No. 14408



PENNSYLVANIA RAILROAD #9275
Item No. 14409



BALTIMORE & OHIO® #761
Item No. 14410



UNION PACIFIC® #5744
Item No. 14411



85' SMOOTH-SIDE COACH with LIGHTED INTERIOR

Performs best on 22" radius curves or greater.

Suggested price: \$92.00 each

Bachmann's 85' Coach, Dining, and Observation Cars feature lighted interiors so your HO scale passengers can ride in style, day or night. Available in your choice of six roadnames plus painted, unlettered aluminum versions, all cars have E-Z Mate® Mark II couplers and metal wheels. Corresponding 72' Baggage Cars are also available.



PENNSYLVANIA RAILROAD
Item No. 14201



BALTIMORE & OHIO*
Item No. 14203



UNION PACIFIC*
Item No. 14204



SOUTHERN PACIFIC™ DAYLIGHT #2457
Item No. 14207



PAINTED, UNLETTERED ALUMINUM
Item No. 14208



PRR #4244 - FLEET OF MODERNISM
Item No. 14211



PRR #4251 - FLEET OF MODERNISM
Item No. 14212



PRR #4263 - FLEET OF MODERNISM
Item No. 14213



NEW YORK CENTRAL "City of Chicago"
(20th Century Limited 1938 scheme)
Item No. 14216



NEW YORK CENTRAL "City of Rochester"
(20th Century Limited 1938 scheme)
Item No. 14217



NORFOLK & WESTERN #1726
Item No. 14218



NORFOLK & WESTERN #1732
Item No. 14219



SOUTHERN PACIFIC™ DAYLIGHT #2387
Item No. 14220



85' SMOOTH-SIDE DINING CAR with LIGHTED INTERIOR

Performs best on 22" radius curves or greater.

Suggested price: \$92.00 each

Based on the iconic lightweight streamlined cars of the 1950s, these stylish "restaurants on wheels" could be found across the United States on some of the most prestigious trains of the 20th Century. Bachmann's 85' Smooth-Side Dining Car features a lighted and detailed interior.

Features include:

- lighted, detailed interior
- highly detailed painted bodies with precision graphics (where applicable)
- blackened machined metal wheels with RP25 contours
- magnetically operated E Z Mate® Mark II couplers




BALTIMORE & OHIO® #1035

Item No. 14801



UNION PACIFIC® #3610

Item No. 14802



PAINTED, UNLETTERED ALUMINUM

Item No. 14803



**PENNSYLVANIA RAILROAD #4420
FLEET OF MODERNISM**

Item No. 14804



PENNSYLVANIA RAILROAD #4414

Item No. 14805



SOUTHERN PACIFIC™ #10267 - DAYLIGHT

Item No. 14806



NEW YORK CENTRAL #685
(20th Century Limited 1938 scheme)

Item No. 14809

NEW



NORFOLK & WESTERN #491

Item No. 14810

NEW

HO SCALE

ROLLING STOCK

**85' SMOOTH-SIDE OBSERVATION CAR
with LIGHTED INTERIOR**
Performs best on 22" radius curves or greater

Suggested price: \$92.00 each



**BALTIMORE & OHIO[®]
"Washington"**
Item No. 14303



UNION PACIFIC[®] #1575
Item No. 14304




PAINTED, UNLETTERED ALUMINUM
Item No. 14308



**PENNSYLVANIA RAILROAD - FLEET OF MODERNISM
"Juniata Narrows"**
Item No. 14310



SOUTHERN PACIFIC[™] #2954 - DAYLIGHT
Item No. 14312



NEW YORK CENTRAL "Manhattan Island"
(20th Century Limited 1938 scheme)
Item No. 14313



NORFOLK & WESTERN #582
Item No. 14314

**72' HEAVYWEIGHT COMBINE
with LIGHTED INTERIOR**

Suggested price: \$120.00 each

Constant amber DC/DCC LED lighting and updated coupler pockets. Die-cast trucks.



SOUTHERN #654 with 2-WINDOW DOOR
Item No. 13605



PAINTED, UNLETTERED
Item No. 13608



1900s ERA 68' PASSENGER CAR

Suggested price: \$76.00 each



With railroads solidifying their position as a staple of American transportation during the turn of the 20th century, passenger accommodations evolved to match the growing demand. Longer cars with more amenities began to appear, featuring more robust frames and trucks designed for smoother operation. Today, early 1900s-era cars such as these can be experienced at museums and tourist operations, offering a glimpse into how Americans traveled as the frontier nation industrialized. The Bachmann 1900s Era 68' Passenger Car arrives newly tooled with prototypical detail, metal wheels, and E-Z Mate® knuckle couplers.

Features include:

- Detailed interior
- Detailed underframe
- Magnetically operated E-Z Mate® Mark II couplers
- Blackened metal wheels with RP25 contours



PENNSYLVANIA RAILROAD #8169

Item No. 12801



PENNSYLVANIA RAILROAD #8177

Item No. 12802



NEW YORK CENTRAL & HUDSON RIVER #610

Item No. 12803



NEW YORK CENTRAL & HUDSON RIVER #702

Item No. 12804



SOUTHERN PACIFIC™ #1127

Item No. 12805



SOUTHERN PACIFIC™ #1133

Item No. 12806



STRASBURG RAIL ROAD #59 "Grasshopper Level"

Item No. 12807



STRASBURG RAIL ROAD #65 "Walnut Hollow"

Item No. 12808



OLD-TIME BAGGAGE CAR with ROUNDED-END CLERESTORY ROOF

Suggested price: \$49.00 each



**WESTERN &
ATLANTIC RAILROAD #11**
Item No. 15301



PENNSYLVANIA RAILROAD #6076
Item No. 15302



SANTA FE #13
Item No. 15304



B&O® ROYAL BLUE #820
Item No. 15305



OLD COLONY RR #90
Item No. 15306



VIRGINIA & TRUCKEE #21
Item No. 15307



EAST BROAD TOP #29
Item No. 15308



Have a question?
You can "Ask the
Back Man" on our
message board at
backmantrains.com





OLD-TIME COMBINE CAR with ROUNDED-END CLERESTORY ROOF

Suggested price: \$49.00 each



PENNSYLVANIA RAILROAD #4239
Item No. 15202



SANTA FE #24
Item No. 15204



B&O® - ROYAL BLUE #1083
Item No. 15205



OLD COLONY RR #97
Item No. 15206



VIRGINIA & TRUCKEE #16
Item No. 15207



EAST BROAD TOP #18
Item No. 15208



**NORTH POLE & SOUTHERN®
"Partridge"**
Item No. 15209



OLD-TIME COACH with ROUNDED-END CLERESTORY ROOF

Suggested price: \$49.00 each



**WESTERN &
ATLANTIC RAILROAD #63**
Item No. 15101



PENNSYLVANIA RAILROAD #8175
Item No. 15102



SANTA FE #93
Item No. 15104



B&O® - ROYAL BLUE #1059
Item No. 15105



OLD COLONY RR #108
Item No. 15106



VIRGINIA & TRUCKEE #18
Item No. 15107



EAST BROAD TOP #8
Item No. 15108



**NORTH POLE & SOUTHERN®
"Turtle Dove"**
Item No. 15109





1860-1880 PASSENGER CARS

Suggested price: \$49.00 each



COMBINE - PAINTED, UNLETTERED - RED
Item No. 13502



COACH - PAINTED, UNLETTERED - RED
Item No. 13402



COMBINE - PAINTED, UNLETTERED - YELLOW
Item No. 13503



COACH - PAINTED, UNLETTERED - YELLOW
Item No. 13403



COMBINE - DURANGO & SILVERTON #213 - YELLOW
"Home Ranch"
Item No. 13504



COACH - DURANGO & SILVERTON #257 - YELLOW
"Shenandoah"
Item No. 13408



COMBINE - PAINTED, UNLETTERED - GREEN
Item No. 13505



COACH - PAINTED, UNLETTERED - GREEN
Item No. 13405



COACH - WESTERN & ATLANTIC RAILROAD #58
Item No. 13406

1860-1880 PASSENGER CARS (continued)



COMBINE - DURANGO & SILVERTON #150 - RED
"Elk Park"
Item No. 13507



COACH - DURANGO & SILVERTON #270 - RED
"Yankee Girl"
Item No. 13409



COMBINE - CENTRAL PACIFIC® #20
Item No. 13509



COACH - UNION PACIFIC® #62
Item No. 13410

OPEN-SIDED EXCURSION CAR with SEATS

Suggested price: \$58.00 each



EAST BROAD TOP #168
Item No. 17401



ROARING CAMP & BIG TREES
Item No. 17402



DURANGO & SILVERTON #410 - RED
Item No. 17431



DURANGO & SILVERTON - YELLOW
Item No. 17432



CUMBRES & TOLTEC #9619
Item No. 17433



CASS SCENIC RAILROAD
Item No. 17445



WORKHORSE — SERIES —

Bachmann is pleased to introduce a new series to our HO Scale freight car range, designed to deliver an extra degree of realism to your model railroad. While most models replicate the appearance of rolling stock as it looks fresh from the paint booth, the Workhorse series reproduces select cars as they appeared after many years on the rails. Using a unique blend of application processes, the Workhorse series combines representations of faded paint, patchwork, rust, dirt, and grime to create a factory-applied weathered appearance based on actual prototypes. Increase the authenticity of your freight car roster with this new selection of Bachmann Workhorse series cars.



**BETHLEHEM STEEL 100 TON THREE-BAY HOPPER -
SANTA FE #178769**

(illustration shown)
Item No. 15801 • Price to be announced



**BETHLEHEM STEEL 100 TON THREE-BAY HOPPER -
BURLINGTON NORTHERN #532597**

(illustration shown)
Item No. 15802 • Price to be announced



40' BOXCAR - CP RAIL #60096

(illustration shown)
Item No. 16030 • Price to be announced



40' BOXCAR - FRISCO #18087

(illustration shown)
Item No. 16031 • Price to be announced



BAY WINDOW CABOOSE - MILWAUKEE ROAD #992219

(illustration shown)
Item No. 73213 • Price to be announced



**BAY WINDOW CABOOSE - NORFOLK & WESTERN
#557597**

(illustration shown)
Item No. 73214 • Price to be announced



TRINITY 5161 3-BAY COVERED HOPPER

Suggested price: \$65.00 each

Standing for 5161 cubic-foot capacity, the Trinity Railcar 5161 is one of the most prevalent covered hoppers currently in operation on North American railroads. Debuting in service in 1995, the type can frequently be found both in unit trains and on mixed freight manifests, with over 27,000 in service. Designed for hauling bulk commodities, the 5161 is commonly used in the transportation of grain, sugar, plastics, and dry chemicals. Bachmann's Trinity 5161 expands on our line of modern-day freight rolling stock and features separately applied components such as roof walks and brake wheels.

Features include:

- new and existing tooling
- authentic modern-era design
- highly detailed painted bodies with precision graphics
- separately-applied details
- magnetically operated E-Z Mate® Mark II couplers
- blackened machined metal wheels with RP25 contours



CSX® #265011
(Grain Express)
Item No. 70631



CSX® #265196
(Grain Express)
Item No. 70635



BNSF #479363
(Circle Cross)
Item No. 70632



BNSF #475172
(Circle Cross)
Item No. 70636



CANADIAN PACIFIC #121774
(SOO)
Item No. 70633



CANADIAN PACIFIC #121728
(SOO)
Item No. 70637



NORFOLK SOUTHERN #294191
Item No. 70634



NORFOLK SOUTHERN #294175
Item No. 70638



UNION PACIFIC® #21252
(CMO reporting mark; illustration shown)
Item No. 70639



UNION PACIFIC® #21276
(CMO reporting mark; illustration shown)
Item No. 70640

CANADIAN 4-BAY CYLINDRICAL GRAIN HOPPER with FLASHING END OF TRAIN DEVICE

Suggested price: \$66.00 each



Bachmann's Canadian 4 Bay Cylindrical Grain Hopper features a track-powered flashing red LED light (also known as a Flashing Rear End Device or FRED). Just attach the car to the end of your HO train for a modern finishing touch. The Cylindrical Grain Hopper comes equipped with metal wheels and E-Z Mate® Mark II couplers. Operates on both DC and DCC layouts. Bachmann also offers a separate End of Train Device (Item No. 42907) that you can use to replace the rear truck/coupler on a variety of rolling stock. (See www.bachmanntrains.com for a list of compatible equipment.)



CANADA GRAIN #606835
Item No. 73801



SASKATCHEWAN #397135
Item No. 73802



CANADIAN NATIONAL #377399
Item No. 73803



CANADIAN PACIFIC #386502
Item No. 73804



**CANADIAN NATIONAL
DEMONSTRATOR #370709**
Item No. 73805



**GOVERNMENT OF CANADA
#108175 - YELLOW**
Item No. 73807




CP RAIL #384553
Item No. 73808





CANADIAN 4-BAY CYLINDRICAL GRAIN HOPPER

Suggested price: \$47.00 each




SANTA FE #314783
Item No. 19102



CANADIAN NATIONAL #377375
OXIDE RED
Item No. 19103



SCOULAR #1687
Item No. 19104



GOVERNMENT OF CANADA
ORANGE & YELLOW #605580
Item No. 19105



GREAT NORTHERN #170627
Item No. 19111



CANADIAN NATIONAL #382005
Item No. 19113



CP RAIL #388500
Item No. 19129



CANADA GRAIN #606902
Item No. 19131



CN ENVIRONMENTAL MODE #317375
Item No. 19132




CANADIAN NATIONAL -
DEMONSTRATOR #370708
Item No. 19133



GOVERNMENT OF CANADA -
RED #604301
Item No. 19134



GOVERNMENT OF CANADA -
YELLOW #106068
Item No. 19136



ALBERTA/EDMONTON #396444
Item No. 19138



ALBERTA HERITAGE FUND #396400
Item No. 19139



SASKATCHEWAN - WHEAT HERALD #397387
Item No. 19140



POTASH CORPORATION #1455
Item No. 19143



CN - NORTH AMERICAN LOGO #371897
Item No. 19145



GATX 4180 AIRSLIDE HOPPER

Suggested price: \$65.00 each

With a capacity of 4180 cubic feet, the GATX 4180 Airslide Hopper was one of the first hoppers designed to meet a growing demand for larger bulk-transport cars suitable for shipping grain and other organic commodities. Designed and constructed by the General American Transportation Corporation, more than 5000 examples entered service between 1963 and 1980. Today, these uniquely styled cars can still be found in service, with many experiencing a second life as mandated buffer cars between the locomotives and revenue cars on unit oil and ethanol trains, and at the end of the train. The Bachmann GATX 4180 arrives with precision details, blackened metal wheels, and E-Z Mate® magnetic knuckle couplers.

Features include:

- new and existing tooling
- highly detailed painted bodies with precision graphics
- separately applied details
- blackened machined metal wheels with RP25 contours
- magnetically operated E-Z Mate® Mark II couplers



UNION PACIFIC® #20426
Item No. 70615



UNION PACIFIC® #20343
Item No. 70619



CSX® #201354
Item No. 70617



CSX® #201661
Item No. 70621



GATX #56131
Item No. 70618



GATX #57231
Item No. 70622



RIO GRANDE™ #15940
(illustration shown)
Item No. 70623



RIO GRANDE™ #15944
(illustration shown)
Item No. 70624




BURLINGTON NORTHERN #481421
Item No. 70625



BURLINGTON NORTHERN #481454
Item No. 70626

56' ACF CENTER-FLOW HOPPER

Suggested price: \$45.00 each



CSX® #256439
Item No. 17501



**GREAT NORTHERN
#171304 - GLACIER GREEN**
Item No. 17509



NEW YORK CENTRAL #892133 - GRAY
Item No. 17523



CARGILL SALT #47829
Item No. 17531



CHICAGO & NORTH WESTERN™ #46099
Item No. 17559



BNSF #484872
Item No. 17505



CONTINENTAL POLYMERS #3000
Item No. 17510



CP RAIL
Item No. 17529



SHELL #5703
Item No. 17534



CONRAIL #892056
Item No. 17560

BETHLEHEM STEEL 100-TON THREE-BAY HOPPER

Suggested price, \$46.00 each



Features removeable coal or stone load.



UNION PACIFIC® #36255
Item No. 18702



UNION PACIFIC® #36328
Item No. 18717



CSX® #326160
Item No. 18705



CSX® #326123
Item No. 18718



CONRAIL #488506
Item No. 18712



CONRAIL #488733
Item No. 18720



PENNSYLVANIA #226136 - YELLOW BALL
Item No. 18713



PENNSYLVANIA #227291 - YELLOW BALL
Item No. 18724



PENNSYLVANIA POWER & LIGHT #263
Item No. 18716



PENNSYLVANIA POWER & LIGHT #281
Item No. 18725

BETHLEHEM STEEL 100-TON THREE-BAY HOPPER (continued)

Suggested price: \$46.00 each



DETROIT, TOLEDO & IRONTON #1733
Item No. 18719



WESTERN MARYLAND* #63834
Item No. 18737



WESTERN MARYLAND* #63894
Item No. 18748



NORFOLK SOUTHERN #145275
Item No. 18740



NORFOLK SOUTHERN #146522
Item No. 18728



CHESSIE SYSTEM (C&O)* #142315
Item No. 18744



CHESSIE SYSTEM (C&O)* #142374
Item No. 18729



CSX* #351302
(Ease Up)
Item No. 18726



CSX* #351318
(Ease Up)
Item No. 18727



WHEELING & LAKE ERIE #621
Item No. 18734



METRO-NORTH RAILROAD #1329
(illustration shown)
Item No. 15803

40' QUAD HOPPER

Suggested price: \$38.00 each



PENNSYLVANIA #249907 - BLACK
Item No. 17603



SOUTHERN #352450
Item No. 17604



CHESAPEAKE & OHIO® #71511
Item No. 17605



NORFOLK & WESTERN #12986
Item No. 17607



ROCK ISLAND #10468
Item No. 17608



CHRISTMAS - NP&S' CLAU COAL MINES #401225
Item No. 17609



CSX® #141944 - GRAY & YELLOW
Item No. 17615



CSX® #141948
Item No. 17618



NICKEL PLATE ROAD #34078
Item No. 17623



NEW HAVEN #81023
Item No. 17624



BOY SCOUTS OF AMERICA® MERIT BADGE
Item No. 17629



NORFOLK & WESTERN #12988
Item No. 17642

ORE CAR

Suggested price: \$43.00 each



CP RAIL #375514
(Multimark)
Item No. 18602



PENNSYLVANIA #14517
TUSCAN RED
Item No. 18605



UNION PACIFIC® #64194
Item No. 18610



WESTERN PACIFIC™ #6210
Item No. 18612



UNION PACIFIC® #229683
Item No. 18613



PENNSYLVANIA #14510 - BLACK
Item No. 18614

55-TON 2-BAY USRA OUTSIDE-BRACED HOPPER with REMOVABLE COAL LOAD

Suggested price: \$45.00 each



BALTIMORE & OHIO® #723046
(Capitol Dome)
Item No. 19509



WADDELL COAL #101
Item No. 19515



ERIE #159106
Item No. 19516



NEW YORK CENTRAL #72721 - BIG FOUR
Item No. 19517



BURLINGTON #189301
Item No. 19518



PENNSYLVANIA #164298
Item No. 19519

HO SCALE

ROLLING STOCK

**50'6" OUTSIDE-BRACED BOXCAR with
FLASHING END OF TRAIN DEVICE**

Suggested price: \$70.00 each



Bachmann's Outside-Braced Boxcar comes equipped with a track-powered flashing red LED light (also known as a Flashing Rear End Device or FRED). Just attach this car to the end of your HO train for a modern finishing touch. Operates on both DC and DCC layouts. The Boxcar features an operating door, metal wheels, and E-Z Mate® Mark II couplers. Bachmann also offers a separate End of Train Device (Item No. 42907) that you can use to replace the rear truck/coupler on a variety of rolling stock. (See www.bachmanntrains.com for a list of compatible equipment.)



RAILBOX #32271
Item No. 14901



BURLINGTON NORTHERN #219327
Item No. 14902



CSX® #129782
Item No. 14904



NORFOLK SOUTHERN #400028
Item No. 14906



CONRAIL #166313
Item No. 14907



BATH & HAMMONDSPORT #25105
Item No. 14910



BERLIN MILLS RAILWAY #266
Item No. 14911



MONTANA RAIL LINK #20090
Item No. 14912



PAN AM® RAILWAYS #31993
Item No. 14913



50 6" OUTSIDE-BRACED SLIDING-DOOR BOXCAR


Suggested price: \$54.00 each




Operating sliding doors, 100-ton roller-bearing trucks, metal wheels, detailed underframe, optional tack boards included, and E-Z Mate® Mark II couplers.



BNSF #725425
Item No. 19613



PORT HURON & DETROIT #1021
Item No. 19614



UNION PACIFIC® #357006
Item No. 19615



50' SLIDING DOOR BOXCAR - US SAVINGS BONDS

Suggested price: \$49.00 each



Between the late 60s and early 70s, several railroads promoted the purchase of U.S. Savings Bonds by adding graphics related to the program on the side of boxcars, effectively using them as rolling billboards. Bachmann pays tribute to this eye-catching series of cars with five schemes from railroads across the United States.

Features include:

- Detailed body with precision graphics
- Separately applied roofwalk on appropriate models and brake wheel
- Opening sliding doors
- Magnetically operated E-Z Mate® Mark II couplers
- Blackened metal wheels with RP25 contours



RICHMOND FREDERICKSBURG & POTOMAC #2346
(with roofwalk; illustration shown)
Item No. 19412



CONRAIL #269198
(without roofwalk; illustration shown)
Item No. 19413



LOUISVILLE & NASHVILLE® #109208
(without roofwalk; illustration shown)
Item No. 19414



NORTHERN PACIFIC #31432
(without roofwalk; illustration shown)
Item No. 19415



READING #19807
(without roofwalk; illustration shown)
Item No. 19416



50' PLUG-DOOR BOXCAR

Suggested price, \$44.00 each



SANTA FE #152086
Item No. 18016



NORFOLK SOUTHERN #650012
Item No. 18018



CSX® #198271
Item No. 18019



CANADIAN NATIONAL #401527
(Newsprint)
Item No. 18023



**CHRISTMAS NP&S®
SANTA'S BAKERY #19129**
Item No. 18024



PENNSYLVANIA #21008
Item No. 18039

TRACK-CLEANING 40' BOXCAR

Suggested price: \$68.00 each



Our Track Cleaning Boxcar includes a removable dry pad (dishwasher-safe). Replacement pads are available.

The Damage Control Car and Impact Cars were used in engineer training for the proper handling of cargo. To simulate the prototype, our cars of this style have a clear body shell with a painted screen and printed cargo load.



UNION PACIFIC® #195220
(Damage Control Car)
Item No. 16316



NEW HAVEN - STATE OF MAINE #45062
Item No. 16320



WESTERN PACIFIC™ #19522 - SILVER
(Feather Car)
Item No. 16322



SANTA FE #14112
(Shock Control)
Item No. 16324



LOUISVILLE & NASHVILLE® #40550
(Impact Demo Car)
Item No. 16325



READING #111212
Item No. 16326



CANADIAN NATIONAL #87989
(Impact Car; both sides shown)
Item No. 16323



**TRACK CLEANING
REPLACEMENT PADS**
(2 per pack)
Item No. 16949
Suggested price: \$28.50

40' BOXCAR


Suggested price: \$44.00 each




GREAT NORTHERN #2357
Item No. 16001



CHESAPEAKE & OHIO* #13098
Item No. 16002



BOSTON & MAINE #2109
Item No. 16003



CP RAIL #60026
Item No. 16004



B&O* #466063 - SENTINEL
Item No. 16005



D&RGW* #68968
Item No. 16006



NEW YORK CENTRAL #177769
JADE GREEN
Item No. 16011



SOUTHERN #260907
Item No. 16013



PRR #92496 - MERCHANDISE SERVICE
Item No. 16014



NEW HAVEN #39285 - RED
Item No. 16015



SEABOARD* #25255 - BEER CAR
Item No. 16017

40' BOXCAR (continued)

Suggested price: \$44.00 each



SOUTHERN PACIFIC™ #163231
OVERNIGHTS
Item No. 16018



UNION PACIFIC® #107272
Item No. 16019



BOY SCOUTS OF AMERICA®
SCOUTS IN ACTION
Item No. 16021



OMAHA ROAD™ #1672
Item No. 16023



NORTH POLE ORNAMENT ARTISANS
Item No. 16024



JERSEY CENTRAL #20529
(Coast Guard red)
Item No. 16026



CP RAIL #45011
(Action Yellow)
Item No. 16027



UNION PACIFIC® #9149
(Challenger Merchandise Service)
Item No. 16028



TOLEDO, PEORIA & WESTERN #610
Item No. 16029



**NEW YORK,
SUSQUEHANNA & WESTERN #503**
(Suzy Q)
Item No. 17001



CLAUS CANDY CANE CO.
Item No. 17007



MAINE CENTRAL #5527
Item No. 17011



NORTHERN PACIFIC #43099
Item No. 17015



BANGOR & AROOSTOOK #5226
Item No. 17038

40' SANTA FE MAP BOXCAR

Suggested price: \$39.00 each

ONLINE
VIDEO



In 1940, the Santa Fe Railway began painting freight cars as rolling advertisements. Refrigerator cars, boxcars, and auto cars were decorated with a system map on one side and train name slogans on the other. Bachmann is pleased to present this 40' Boxcar in ATSF map paint schemes with an operating sliding door, prototypical graphics, metal wheels and E-Z Mate® Mark II couplers.



GRAND CANYON #145320
Item No. 16503



EL CAPITAN #140271
Item No. 16506



CHIEF #145263
Item No. 16507




(reverse side of all cars)

40' STEAM-ERA BOXCAR

Suggested price: \$38.00 each

These boxcars from the 1930s-1950s feature steam-era prototypical paint schemes.



BALTIMORE & OHIO® #46796
Item No. 15013



DIXIE LINE #18300
Item No. 15014



WESTERN MARYLAND® #28801
Item No. 15015



SANTA FE #136023
Item No. 15016



UNION PACIFIC® #125764
Item No. 15017

HI-CUBE BOXCAR with SLIDING DOOR

Suggested price: \$54.00 each



Features *E-Z Mate*® Mark II couplers, blackened metal wheels, and road-specific opening, sliding doors. Used to economically move merchandise across the US, box cars are the workhorse on all railroads. Large capacity "high cube" cars evolved in the 1960s to meet the needs of the auto parts industry, and are now used by companies looking to maximize their payload on a single train car.



ATSF #14044
(corrugated door style)
Item No. 18202



UNION PACIFIC® #518126
(plug door design)
Item No. 18205



BURLINGTON #19826
(corrugated door design)
Item No. 18206

OLD-TIME BOXCAR

Suggested price: \$41.00 each

This early steam era boxcar looks great with our 4-4-0 American steam locomotives.



CANADIAN PACIFIC #147345
Item No. 72313



50' STEEL REEFER

Suggested price: \$39.00 each



UNION PACIFIC® #166817
Item No. 17901



SANTA FE #56252
Item No. 17907



RAILWAY EXPRESS #7763
Item No. 17909



TROPICANA #13088 - BLUE & SILVER
Item No. 17910



CONRAIL #359028
Item No. 17911



BURLINGTON #5149
Item No. 17912



TROPICANA #250 - ORANGE
Item No. 17946



TROPICANA #742 - WHITE & GREEN
Item No. 17947



50' EXPRESS REEFER

Suggested price: \$59.00 each



Refrigerated rail transportation revolutionized the produce industry in North America, allowing fresh commodities from the west to be sold for the first time in the east, and vice-versa. To expedite the delivery of these time-sensitive goods, railroads attached *Express Reefers* to their priority passenger trains, adding one or more of these specially built cars ahead of the baggage and passenger cars.

Features include:

- highly detailed painted bodies with precision graphics
- blackened machined metal wheels with RP25 contours
- magnetically operated E-Z Mate® Mark II couplers
- non-magnetic blackened brass axles with needlepoint bearings
- Celcon® trucks



CANADIAN PACIFIC #5604

Item No. 75701



NEW YORK CENTRAL #6090

Item No. 75702

Thanks to the New York Central System Historical Society for providing prototype information



PACIFIC FRUIT EXPRESS #726

Item No. 75703



RAILWAY EXPRESS AGENCY #350

Item No. 75704



LEHIGH VALLEY #1175

Item No. 75705



**DENVER & RIO GRANDE
WESTERN™ #1613**

Item No. 75706

40' WOOD-SIDE REEFER

Suggested price: \$49.00 each



SONOMA COUNTY WINES #6003
Item No. 19808



BRIGHT'S WINES #101
Item No. 19809



DAIRYMEN'S LEAGUE #776
Item No. 19810



TIPO TABLE WINE #279
Item No. 19811

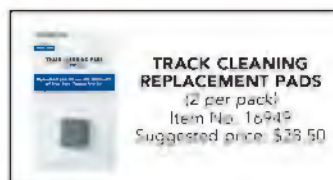
TRACK-CLEANING REEFER

Suggested price: \$65.00 each

Includes a removable dry pad.
Replacement pads are available.



MANHATTAN BREWING CO. #9900
Item No. 16334



POULTRY TRANSPORT CAR


Suggested price: \$55.00 each



LIVE POULTRY TRANSIT CO. #682
MUDD with CHICKENS
Item No. 15901



LIVE POULTRY
TRANSPORTATION CO. #251
with CHICKENS
Item No. 15902



PALACE LIVE POULTRY CAR CO.
#4207 - SPEEDY with CHICKENS
Item No. 15903



LIVE POULTRY TRANSIT CO. #732
PLOVER with TURKEYS
Item No. 15906



PALACE LIVE POULTRY CO. #6834
CLUCK with CHICKENS
Item No. 15907



40' ANIMATED STOCK CAR


Suggested price: \$48.00 each

Enjoy the fun action as four animal heads peek through windows on both sides as the car moves around the track. The car also features sliding doors, metal wheels, and E-Z Mate® Mark II couplers.

ONLINE
VIDEO



UNION PACIFIC® #43013 with HORSES
Item No. 19701



SOUTHERN #45659 with HORSES
Item No. 19702



CHICAGO & NORTH WESTERN™ #14305 with HORSES
Item No. 19703



CHRISTMAS NP&S® #12014 with REINDEER
(green and maroon)
Item No. 19704



CHRISTMAS NP&S® #12040 with REINDEER
(green, cream, and maroon)
Item No. 19709




CB&Q #52015 with CATTLE
Item No. 19710



FRISCO #47667 with CATTLE
Item No. 19712



MKT™ #47056 with HORSES
Item No. 19713



GREAT NORTHERN #56385 with CATTLE
Item No. 19714



PENNSYLVANIA #128079 with CATTLE
Item No. 19715

40' STOCK CAR

Suggested price: \$40.00 each



SANTA FE #94135
Item No. 18502



TEXAS & PACIFIC™ #24046
Item No. 18506



PENNSYLVANIA #128781
Item No. 18515



NORTHERN PACIFIC #81761
Item No. 18516



NEW YORK CENTRAL #2038
Item No. 18517



SOUTHERN PACIFIC™ #70320
Item No. 18518



UNION PACIFIC® #47754
Item No. 18519



CANADIAN NATIONAL #175009
Item No. 18521

TRACK-CLEANING TANK CAR

Suggested price: \$65.00 each



Includes a removable dry pad (dishwasher-safe) as shown.
Replacement pads are available.



MAINTENANCE OF WAY #0017
Item No. 16301



UTLX #17842
Item No. 16302



UNLETTERED - OXIDE RED
Item No. 16303



UNION PACIFIC® POTABLE WATER #909971
Item No. 16305



SHELL #1782
Item No. 16306



QUAKER STATE #783
Item No. 16307



SANTA FE #100271 - GASOLINE
Item No. 16308



FRISCO #191058 - DIESEL FUEL
Item No. 16309



RIO GRANDE™ #X-2905 - WATER
Item No. 16310



**TRACK CLEANING
REPLACEMENT PADS**
(2 per pack)
Item No. 16949
Suggested price: \$28.50

40' SINGLE-DOME TANK CAR

Suggested price: \$44.00 each



NP&S® #721 - FLYING REINDEER WATER
Item No. 17801



TIDEWATER #1365
Item No. 17802



C. F. SIMONIN'S SONS, INC. #20157
Item No. 17803



GRAMPS #11055
Item No. 17804



STALEY MANUFACTURING CO. #604
Item No. 17805



WARREN PETROLEUM CO. #5030
Item No. 17806



ALASKA RAILROAD #9024
Item No. 17807



SHELL #1758
Item No. 17808



CLARK #9485
Item No. 17809



QUAKER STATE #781
Item No. 17810



**EASTMAN CHEMICAL PRODUCTS
UTLX #35294**
Item No. 17811



BRITISH AMERICAN OIL #358
Item No. 17812




**METRO-NORTH RAILROAD
FIRE PROTECTION #1601**
(illustration shown)
Item No. 17813



STAROLINE GASOLINE #438
Item No. 17817



SOUTHERN PACIFIC™ #62820
Item No. 17818



TEXACO #6312
Item No. 17828

CHEMICAL TANK CAR

Suggested price: \$54.00 each



In addition to carrying essential liquids such as water, oil, and gasoline, tank cars also provide a safe and efficient means of transportation for hauling industrial chemicals. Due to the potentially volatile and sometimes corrosive nature of certain chemicals, these tank cars were designed to feature tougher construction and a specialized dome to provide greater protection for both the contents of the cars and those handling them. The Bachmann Chemical Tank Car incorporates new and existing tooling to replicate these cars in HO scale and includes detail differences per prototype, authentic road names, E-Z Mate® couplers, and blackened, machined metal wheels.



DIAMOND CHEMICALS #19419
with SMALL DOME
Item No. 75801



GODCHAUX SUGAR #36372
with SMALL DOME
Item No. 75802



HOOKER CHEMICALS #15686
with LARGE DOME
Item No. 75803



DIAMOND CHEMICALS #19414
with SMALL DOME
Item No. 75805



GODCHAUX SUGAR #36373
with SMALL DOME
Item No. 75806



HOOKER CHEMICALS #15688
with LARGE DOME
Item No. 75807



STAUFFER CHEMICALS #41105
with LARGE DOME
Item No. 75804



HAMPSHIRE CHEMICAL #3544
with SMALL DOME
Item No. 75809



ALLIED CHEMICAL/ARCADIAN #49506
with LARGE DOME
Item No. 75811



STAUFFER CHEMICALS #41101
with LARGE DOME
Item No. 75808



HAMPSHIRE CHEMICAL #19223
with SMALL DOME
Item No. 75810



ALLIED CHEMICAL/ARCADIAN #49550
with LARGE DOME
Item No. 75812

40' THREE-DOME TANK CAR

Suggested price: \$45.00 each



PROTEX INDUSTRIES #1054
Item No. 17105



PENNSYLVANIA #498647
Item No. 17108



UTLX #59814
Item No. 17109



QUAKER STATE #721
Item No. 17110



AMBROSE WINE CO. #7501
Item No. 17111



TEXACO #7518
Item No. 17112



KANOTEX #879
Item No. 17113



L. FOPPIANO WINE CO. #1112
Item No. 17114



GIBSON WINE CO. #459
Item No. 17115



WEST CHEMICAL PRODUCTS #70487
Item No. 17116



MRS. CLAUS' SPICED CIDER #2162
Item No. 17117



TRANSCONTINENTAL OIL CO. #961
Item No. 17142

55' STEEL COIL CAR with COIL LOAD

Suggested price: \$21.00 each



Steel Coil Cars are specialized freight cars designed for carrying rolls of sheet metal for industrial use. Early examples debuted in the 1960s, and today the cars are a common sight on freight trains across North America.

Features include:

- highly detailed painted bodies
- removable coil hoods
- coil load
- precision graphics
- body-mounted E-Z Mate® Mark II couplers
- non-magnetic blackened brass axles with needlepoint bearings
- Celcon® trucks



BNSF #534005
with **ROUNDED HOOD**
Item No. 71401



CSX® #497582
with **ROUNDED HOOD**
Item No. 71402



NORFOLK SOUTHERN #612084
with **ROUNDED HOOD**
Item No. 71403



UNION PACIFIC® #249254
with **ROUNDED HOOD**
Item No. 71404



SANTA FE #91921
with **ROUNDED HOOD**
(Super Shock Control)
Item No. 71405



BURLINGTON NORTHERN #576234
with **ROUNDED HOOD**
Item No. 71406



BALTIMORE & OHIO® #8300
with **ANGLED HOOD**
Item No. 71425



MILWAUKEE ROAD #92258
with **ANGLED HOOD**
Item No. 71426



READING #99143
with **ANGLED HOOD**
Item No. 71427



ROCK ISLAND #955019 with ANGLED HOOD
(The Rock)
Item No. 71428

50'6" DROP-END GONDOLA

Suggested price: \$50.00 each



Drop-End Gondolas feature end doors that can fold down to allow loads that are longer than the length of the car, such as pipes, beams, and rail sections, to be transported. Our Drop-End Gondola includes working possible car end doors, allowing you to recreate this practice on your model railroad.



SANTA FE #169627
Item No. 74801



BALTIMORE & OHIO® #551470
Item No. 74802



UNION PACIFIC® #30294
Item No. 74803



WESTERN MARYLAND® #5452
Item No. 74804



PENNSYLVANIA RAILROAD #371604
Item No. 74805



RIO GRANDE™ #56179
Item No. 74806



Have a question?
You can "Ask the
Back Man" on our
message board at:
[backmantrains.com!](http://backmantrains.com/)





40' GONDOLA

Suggested price: \$35.00 each



PENNSYLVANIA #357625
Item No. 17202



SOUTHERN #1246
Item No. 17204



BETHLEHEM STEEL #46550
Item No. 17205



UNION PACIFIC® #65266
Item No. 17206



NORFOLK & WESTERN #70063
Item No. 17207



CHRISTMAS - NP&S®
(illustration shown)
Item No. 17208



GREAT NORTHERN #75733
Item No. 17211



CANADIAN NATIONAL #149958
Item No. 17213



ATSF #64999
Item No. 17217



MONON #3301
Item No. 17218



NEW YORK CENTRAL #605699
Item No. 17219



DELAWARE & HUDSON #13400
Item No. 17221



SEABOARD #90255
Item No. 17222



BOSTON & MAINE #9738
Item No. 17223



CSX® #484151
Item No. 17224



BETHLEHEM STEEL #46631 - GRAY
Item No. 17225



LEHIGH VALLEY #33327 - GREEN
Item No. 17226



NEW HAVEN #60521
Item No. 17226

TRACK CLEANING 40' GONDOLA

Suggested price: \$45.00 each

TRACK CLEANING REPLACEMENT PADS

(2 per pack*)

Item No. 16949

Suggested price: \$28.50



DELAWARE & HUDSON #13678

Item No. 16340



PENN CENTRAL #509791

Item No. 16341



**UNION PACIFIC® #908458
MAINTENANCE OF WAY**

Item No. 16342



CHRISTMAS #92022 - NP&S®

Item No. 16343



LOUISVILLE & NASHVILLE® #40594

(traction motor car)

Item No. 16344



OLD TIME GONDOLA

Suggested price: \$37.00 each

With similar cars found both during the Civil War and running through the Wild West, the Old Time Gondola is an essential addition to any late 1800s HO scale railroad.

Features include:

- old-time gondola design
- highly detailed painted bodies with precision graphics
- magnetically operated E-Z Mate® Mark II couplers
- blackened machined metal wheels with RP25 contours



ATSF #966

Item No. 15401



VIRGINIA & TRUCKEE #101

Item No. 15402



WESTERN & ATLANTIC #127

Item No. 15403



DELAWARE & HUDSON #13161

Item No. 15405



PENNSYLVANIA RAILROAD #8397

Item No. 15406

52' CENTER-BEAM FLATCAR with BULKHEADS

Performs best on 15" radius curves or greater



Center beam cars are specialty cars designed for carrying building supplies such as cut wood, lumber, or drywall sheets. They are essentially bulkhead flatcars that have been reinforced with additional central supports for the side-loading of bulk materials.




BC RAIL #52423

Item No. 12901 • Suggested price: \$49.00



CANADIAN NATIONAL #604751

Item No. 12902 • Suggested price: \$49.00



BURLINGTON NORTHERN #615816

Item No. 12903 • Suggested price: \$49.00



NORTHERN PACIFIC #67080

Item No. 12904 • Suggested price: \$49.00




BNSF #615818

Item No. 12905 • Suggested price: \$49.00



SOO LINE #5060

Item No. 12906 • Suggested price: \$49.00



CP RAIL #316879

Item No. 12907 • Suggested price: \$49.00



TOMCO CAR #203

Item No. 12908 • Suggested price: \$49.00



BENNETT LUMBER PRODUCTS #316

(with wrapped lumber load)

Item No. 12925 • Suggested price: \$54.00



CANADIAN NATIONAL #604215

(with wrapped lumber load)

Item No. 12926 • Suggested price: \$54.00



NORTHERN PACIFIC #67022

(with wrapped lumber load)

Item No. 12927 • Suggested price: \$54.00



UNION PACIFIC® #15082

(with wrapped lumber load)

Item No. 12928 • Suggested price: \$54.00



52' AUTO CARRIER with SEDAN LOAD

Suggested price: \$76.00 each


As the demand for automobiles grew in the postwar era, larger dealer shipments and more efficient delivery processes were required. While it had previously been common practice to deliver vehicles in boxcars, this was a cumbersome routine, as loading involved careful maneuvering, and each car could only hold a couple of vehicles. Flatcars were also used, but while loading was more efficient, space per car was still limited. In the mid-1950s, the Frisco Railroad expanded on the latter format by constructing a second level above the flatcar deck, instantly doubling the per-car capacity. Other railroads soon followed with variations of this first iteration of the "autorack" specialized car carrier.

Features include:

- Newly tooled bi-level auto transport superstructure
- Detailed simulated wooden deck on the lower level
- Removable era-appropriate load of four sedans
- Detailed underframe
- Separately applied brake wheel
- Magnetically operated E-Z Mate® Mark II couplers
- Blackened metal wheels with RP25 contours



PENNSYLVANIA RAILROAD #913832
(with sedan load; illustration shown)
Item No. 18801



NEW YORK CENTRAL #2330
(with sedan load; illustration shown)
Item No. 18802



CHESAPEAKE & OHIO® #100499
(with sedan load; illustration shown)
Item No. 18803



FRISCO #95844
(with sedan load; illustration shown)
Item No. 18804

52' WHEEL FLATCAR with WHEEL LOAD

Suggested price: \$54.00 each

With the friction created from steel riding on steel, wheels on locomotives and rolling stock periodically need to be replaced for safety and smooth performance. When being delivered by rail, new wheels are typically transported on flatcars that have been built or modified for this specific purpose. The Bachmann 52' Wheel Flatcar represents examples of this car found from the 1950s through the early-2000s, the prototypes of which were modified from earlier general-use flatcars. Features of the model include a newly tooled wheel transport rack and load of separate wheel sets, all finished in an authentic oxide brown.

Features include:

- new and existing tooling
- highly detailed painted bodies with precision graphics
- removable plastic wheel load
- magnetically operated E-Z Mate® Mark II couplers
- blackened machined metal running wheels with RP25 contours



NEW YORK CENTRAL #X-29499
Item No. 18936



SANTA FE #198234
Item No. 18937



CANADIAN NATIONAL #49435
Item No. 18938



PENNSYLVANIA RAILROAD #491311
Item No. 18939






52' FLATCAR

Suggested price: \$35.00 each



SANTA FE #90850
Item No. 17302



UNION PACIFIC® #59486
Item No. 17303



ERIE LACKAWANNA #8063
Item No. 17304



ERIE #8086
Item No. 17307



CHESSIE SYSTEM® #9106
Item No. 17308



PENNSYLVANIA #469530
Item No. 17314



NORTHERN PACIFIC #63847
Item No. 17333



DESERT CAMOUFLAGE with CRATES
Item No. 18934

52' CENTER-DEPRESSED FLATCAR



SANTA FE #90000
Item No. 18337
Suggested price: \$39.50



UNION PACIFIC® #50001
Item No. 18328
Suggested price: \$39.50



PENNSYLVANIA RAILROAD #435493
Item No. 18339
Suggested price: \$39.50



**DESERT CAMOUFLAGE
with MISSILE**
Item No. 18340
Suggested price: \$50.00



NEW YORK CENTRAL #498991
Item No. 18341
Suggested price: \$39.50



CONRAIL #766048
Item No. 18342
Suggested price: \$39.50



FRISCO #3900
Item No. 18343
Suggested price: \$39.50



**PAINTED UNLETTERED with
TRANSFORMER**
Item No. 18348
Suggested price: \$43.00



PAINTED UNLETTERED - BLACK
Item No. 18349
Suggested price: \$37.00

ACF 40' DIE-CAST LOG CAR with RESIN LOGS

Suggested price: \$82.00 each



1906-1935 VERSION
Item No. 18332



Die-cast car with painted resin logs



1935-1960 VERSION
Item No. 18849

HO SCALE

ROLLING STOCK

250-TON STEAM CRANE & BOOM TENDER

Crane swivels 360°.

Removable knob included for adjusting boom position.

Suggested price: \$98.00 each



SANTA FE
Item No. 16102



DELAWARE & HUDSON
Item No. 16103



CANADIAN NATIONAL
Item No. 16104



PENNSYLVANIA RAILROAD
Item No. 16114



CHESAPEAKE & OHIO®
Item No. 16122



MAINTENANCE OF WAY
Item No. 16138



PAINTED, UNLETTERED
Item No. 16149

TEST WEIGHT CAR with DIE-CAST BODY

Suggested price: \$49.00 each

Test Weight Cars had known weights so track scales could be precisely calibrated. Vital for ensuring accurate railroad operations, the scales were used to check axle load limits and to determine the billing of customers for cargo loads.



BURLINGTON NORTHERN #979006
Item No. 74402



CANADIAN NATIONAL #52257
Item No. 74403



SANTA FE #199915
Item No. 74406



NEW YORK CENTRAL #X855W
Item No. 74408

BRITISH RAILWAYS BRAKE VAN TRACK CLEANING CAR with international style hook-and-loop couplers

Suggested price: \$70.00 each



Brake Vans are the British equivalent of the North American Caboose. Much like their stateside counterparts, they could frequently be found at the rear of freight trains through much of the 20th Century. As technology advanced, many found a second career in maintenance-of-way operations, helping to keep the rail network moving. The Bachmann British Railways Brake Van can do exactly this for your railroad. The car's exclusive dry cleaning system features a reusable track cleaning pad to keep your rails shining and your operation trouble-free.

Features include:

- detailed body shell
- reusable and replaceable track cleaning pad
- all-metal wheels
- factory-installed international-style hook-and-loop couplers
- runs on all popular brands of HO track

TRACK CLEANING REPLACEMENT PADS

(2 per pack)
Item No. 16949
Suggested price: \$28.50



**SIGNAL & TELEGRAPH
#KDB955094**
Item No. 74901



LONDON TRANSPORT #B9550423
Item No. 74903



SHORT BODY BAY WINDOW TRANSFER CABOOSE

Suggested price: \$87.00 each



Designed for the Missouri Pacific™ in the late 1970s, the Short Body Bay Window Caboose was one of the very last caboose styles to be built for class-one operation. With End-of-Train Devices fast replacing cabooses on the rear of road trains, the Short Body Bay Window Caboose was constructed with a design that could easily be adapted for shoving or "transfer" movements, featuring a longer platform on each end of the body for external riding. The basic design was adopted by several other railroads, including the Louisville & Nashville® (ultimately continuing in service under CSX® ownership) and Southern Pacific™, while many of the original MoPac cars continued in operation long after the Missouri Pacific™ merged into the Union Pacific® system.

Features include:

- new and existing tooling
- highly detailed painted bodies with precision graphics
- magnetically operated E-Z Mate® Mark II couplers
- blackened machined metal wheels with RP25 contours



CSX® #16624
Item No. 76401



MISSOURI PACIFIC™ #13061
Item No. 76402



SOUTHERN PACIFIC™ #1
Item No. 76403



UNION PACIFIC® #13737
Item No. 76404



LOUISVILLE & NASHVILLE® #6600
(Family Lines System)
Item No. 76405



UNION PACIFIC® #MP 7504
(maintenance of way)
Item No. 76406



BAY-WINDOW CABOOSE

Suggested price: \$79.00 each

Features include see-through roofwalk and ladders (except as noted), three different bay window styles per prototype, metal wheels, and E-Z Mate® Mark II couplers.



NEW YORK CENTRAL #20387
Item No. 73201



NICKEL PLATE ROAD #425
(High Speed Service)
Item No. 73202



ERIE #C326
Item No. 73203



UNION PACIFIC® #24565
Item No. 73205



DELAWARE & HUDSON #35720
Item No. 73207



B&O® #C-3025
Item No. 73210



CSX® #904094
Item No. 73212



METRO-NORTH RAILROAD #401
(Illustration shown)
Item No. 73215



NORTHEAST STEEL CABOOSE

Suggested price: \$65.00 each



PAINTED, UNLETTERED - CABOOSE RED
Item No. 16806

NORFOLK and WESTERN - RED #500825
Item No. 16817



BOSTON & MAINE #C-120
Item No. 16818

CONRAIL #18619 - BLUE
Item No. 16822



JERSEY CENTRAL #91529
Item No. 16824

LACKAWANNA #889
Item No. 16825



CHESSIE SYSTEM® #1879
Item No. 16826

WESTERN MARYLAND® #1810
(Circus scheme)
Item No. 16827



NEW HAVEN #C-701
(McGinnis black & white scheme)
Item No. 16828

HO SCALE

ROLLING STOCK



36' WIDE-VISION CABOOSE

Suggested price: \$43.00 each



UNION PACIFIC® #25743
Item No. 17701



SANTA FE #999771 - RED
Item No. 17704



CHESAPEAKE & OHIO® #3260
Item No. 17705



RIO GRANDE® #1511
Item No. 17706



CHESSIE® - YELLOW #C-3966
Item No. 17709



MILWAUKEE ROAD #993200
Item No. 17713



NORFOLK SOUTHERN #555635
Item No. 17714



CSX® #903282
Item No. 17722

STREAMLINED CABOOSE

Suggested price: \$40.00 each



**BOY SCOUTS OF AMERICA®
PREPARED. FOR LIFE.®**
Item No. 14007



SANTA FE #999628
Item No. 14008




OFF-SET CUPOLA CABOOSE

Suggested price: \$53.00 each



Featuring newly tooled window glass and added details, blackened metal wheels with RP25 contours, and E-Z Mate® Mark II couplers.



BURLINGTON #13530
Item No. 14001



WABASH #2824
Item No. 14002



NORFOLK & WESTERN #562832
Item No. 14003



GRAND TRUNK #122
Item No. 14004



BURLINGTON NORTHERN #10420
Item No. 14005



NORFOLK & WESTERN #1776
(Bicentennial)
Item No. 14006



ANN ARBOR #2834
Item No. 14009



GREAT NORTHERN #X-9
Item No. 14010

OLD-TIME BOBBER CABOOSE

Suggested price: \$38.00 each



PENNSYLVANIA #476087
Item No. 18402



DURANGO & SILVERTON #0505 - YELLOW
Item No. 18403



BALTIMORE & OHIO® #C-1775
Item No. 18404



DENVER & RIO GRANDE™ #49
Item No. 18407



SOUTHERN #209
Item No. 18408



EAST BROAD TOP #28
Item No. 18409



NORTH POLE & SOUTHERN® #12
Item No. 18410



EAST BROAD TOP #27
(acorn logo; illustration shown)
Item No. 18411



RIO GRANDE SOUTHERN #0400
(illustration shown)
Item No. 18413



STRASBURG RAIL ROAD #10
(illustration shown)
Item No. 18416



CASS SCENIC R.R.
Item No. 18445



PAINTED, UNLETTERED - RED
Item No. 18449



Magnetically Operated Knuckle Couplers

E-Z Mate® couplers make use of precision molding techniques to allow the molding of springs as an integral part of the knuckle coupler; E-Z Mate® Mark II couplers include an integrated metal coil spring. E-Z Mate® and E-Z Mate® Mark II couplers eliminate the problems and expense associated with separate coil springs.

To install E-Z Mate® and E-Z Mate® Mark II couplers, just remove the coupler pocket cover, drop in the coupler, and replace the cover. Operation is simple as well; E-Z Mate® and E-Z Mate® Mark II couplers operate with a standard metal "glad hand" and under-track magnet, and they are completely compatible with all magnetically operated knuckle couplers currently on the market. (Our under-track magnet comes with a trackside brakeman figure to indicate the magnet's position.) Coupling, uncoupling, and other yard operations are all performed with ease.



E-Z MATE® Magnetic Knuckle Couplers

12 coupler pairs per card • Suggested price: \$28.00 each card
Item No. 78005 **Center Shank - Medium**



E-Z MATE® Magnetic Knuckle Couplers - Economy Pack

25 coupler pairs per card • Suggested price: \$47.00 each card
Item No. 78105 **Center Shank - Medium**



E-Z MATE® MARK II Magnetic Knuckle Couplers with Metal Coil Springs

12 coupler pairs per card • Suggested price: \$36.00 each card

Item No. 78021	Over Shank - Long
Item No. 78022	Over Shank - Medium
Item No. 78024	Center Shank - Long
Item No. 78025	Center Shank - Medium
Item No. 78026	Center Shank - Short
Item No. 78027	Under Shank - Long
Item No. 78028	Under Shank - Medium
Item No. 78029	Under Shank - Short



E-Z MATE® MARK II Magnetic Knuckle Couplers with Metal Coil Springs - Economy Pack

25 coupler pairs per card • Suggested price: \$59.00 each card
Item No. 78125 **Center Shank - Medium**

NEM COUPLER (E-Z MATE® MARK II) with Metal Coil Springs

12 coupler pairs per card • Suggested price: \$36.00 each card

This NEM Mark II coupler fits into standard European coupler pockets for simple conversion to E-Z Mate® operation.

Item No. 78035 **Center Shank - Medium**



MAGNET with BRAKEMAN (1 per card)

Item No. 78999 • Suggested price: \$13.25

When placed underneath the desired location on your track setup, the E-Z Mate® magnet will activate magnetic knuckle couplers for hands-free uncoupling of rolling stock. Works with E-Z Mate® couplers and magnetic coupler systems from other manufacturers.



HOOK-AND-LOOP COUPLERS (3 pairs per pack)

Item No. 78979 • Suggested price: \$17.50

These couplers are compatible with most of our Thomas & Friends® products and many European prototype models.



NICKEL SILVER E-Z TRACK® with CONCRETE TIES

Our Concrete Tie Track with Nickel Silver Rails will look the part on any modern era mainline railroad from the BNSF Transcon to the Amtrak® Northeast Corridor.



Concrete Tie E-Z Track®



18" RADIUS CURVED TRACK

Item No. 44701 • (4/card)
Suggested price: \$22.00



22" RADIUS CURVED TRACK

Item No. 44703 • (4/card)
Suggested price: \$25.00




9" STRAIGHT TERMINAL RERAILER with WIRE

Item No. 44710 • (1/card)
Suggested price: \$18.00




9" STRAIGHT TRACK

Item No. 44711 • (4/card)
Suggested price: \$22.00




#4 TURNOUT - LEFT

Item No. 44757 • (1/card)
Suggested price: \$65.00



#4 TURNOUT - RIGHT

Item No. 44758 • (1/card)
Suggested price: \$65.00



HAYES BUMPERS

Item No. 44791 • (2/card)
Suggested price: \$21.00


36" CODE 100 NICKEL SILVER FLEX TRACK

Item No. 44371 • Suggested price: \$245.00 for 25 pieces (\$9.00 per individual piece of track)

Our nickel silver Code 100 Flex Track features American-style finescale ABS plastic wood-grained ties. Offered in 36" sections, this track conforms to NMRA standards.

Features include:

- Code 100 nickel silver rail
- American-style finescale black ABS plastic wood-grained ties
- low-profile ties with tie plates and spike heads
- conforms to NMRA standards



36" CODE 100 NICKEL SILVER FLEX TRACK
(25 pieces per box)



RAIL JOINERS

(36 per card)
Item No. 44499
Suggested price: \$12.00

DECODER-EQUIPPED HO SCALE NICKEL SILVER E-Z TRACK® TURNOUTS

1 per box (suggested prices shown)

Includes addressable DCC decoder compatible with all NMRA-compliant DCC controllers.



**E-Z COMMAND® DCC
TURNOUT - LEFT**

Item No. 44130 • \$95.00



**E-Z COMMAND® DCC
TURNOUT - RIGHT**

Item No. 44131 • \$95.00



**E-Z COMMAND® DCC
#4 TURNOUT - LEFT**

Item No. 44139 • \$109.00



**E-Z COMMAND® DCC
#4 TURNOUT - RIGHT**

Item No. 44140 • \$109.00



**E-Z COMMAND® DCC
#5 TURNOUT - LEFT**

Item No. 44133 • \$109.00



**E-Z COMMAND® DCC
#5 TURNOUT - RIGHT**

Item No. 44133 • \$109.00



**E-Z COMMAND® DCC
#5 WYE TURNOUT**

Item No. 44134 • \$109.00



**E-Z COMMAND® DCC
#6 TURNOUT - LEFT**

Item No. 44135 • \$120.00



**E-Z COMMAND® DCC
#6 TURNOUT - RIGHT**

Item No. 44136 • \$120.00



**E-Z COMMAND® DCC
#6 SINGLE CROSSOVER
TURNOUT - LEFT**

Item No. 44137 • \$149.00



**E-Z COMMAND® DCC
#6 SINGLE CROSSOVER
TURNOUT - RIGHT**

Item No. 44138 • \$149.00

Bachmann's exclusive snap-fit E-Z Track® System makes set-up quick and fun!

Code 100 rail. See following pages for product photos. All analog turnouts (non-DCC) require 16V AC or DC accessory power supply for operation. Item No. 44219 16V DC Multi-Accessory Power Supply (shown in the Power Pack section) is recommended.

NICKEL SILVER/GRAY ROADBED E-Z TRACK® by the card

		Suggested price:
Item No. 44501	18" RADIUS CURVED TRACK (4/card)	\$22.00
Item No. 44502	18" RADIUS CURVED TERMINAL RAILER with WIRE (1/card)	\$16.00
Item No. 44503	22" RADIUS CURVED TRACK (4/card)	\$27.50
Item No. 44504	33.25" RADIUS 18 DEGREE CURVED TRACK (5/card)	\$35.75
Item No. 44505	15" RADIUS CURVED TRACK (4/card)	\$24.25
Item No. 44506	26" RADIUS 18 DEGREE CURVED TRACK (5/card)	\$37.50
Item No. 44507	35.50" RADIUS 18 DEGREE CURVED TRACK (5/card)	\$37.50
Item No. 44508	33.25" RADIUS 6 DEGREE CURVED TRACK (4/card)	\$25.00
Item No. 44509	33.25" RADIUS 12 DEGREE CURVED TRACK (4/card)	\$25.00
Item No. 44510	9" STRAIGHT TERMINAL RAILER with WIRE (1/card)	\$16.00
Item No. 44511	9" STRAIGHT TRACK (4/card)	\$22.00
Item No. 44512	3" STRAIGHT TRACK (4/card)	\$17.50
Item No. 44513	2.25" STRAIGHT TRACK (4/card)	\$18.75
Item No. 44514	4.50" STRAIGHT TRACK (4/card)	\$17.50
Item No. 44515	18" STRAIGHT TRACK (2/card)	\$29.50 NEW
Item No. 44519	26" RADIUS CURVED TRACK (5/card)	\$37.50
Item No. 44528	9" STRAIGHT RAILER (2/card)	\$15.95
Item No. 44529	18" RADIUS CURVED RAILER (2/card)	\$18.25
Item No. 44530	ONE-THIRD SECTION 18" RADIUS CURVED TRACK (4/card)	\$17.50
Item No. 44531	HALF SECTION 18" RADIUS CURVED TRACK (4/card)	\$17.50
Item No. 44532	HALF SECTION 22" RADIUS CURVED TRACK (4/card)	\$23.00
Item No. 44540	30 DEGREE CROSSING (1/card)	\$25.00
Item No. 44541	90 DEGREE CROSSING (1/card)	\$31.00
Item No. 44542	60 DEGREE CROSSING (1/card)	\$25.00
Item No. 44543	45 DEGREE CROSSING (1/card)	\$25.00
Item No. 44551	NICKEL SILVER E-Z TRACK® OVAL with SPEED CONTROLLER	\$175.00
Item No. 44557	#4 TURNOUT - LEFT (1/card)	\$75.00
Item No. 44558	#4 TURNOUT - RIGHT (1/card)	\$75.00
Item No. 44559	#6 TURNOUT - LEFT (1/card)	\$82.50
Item No. 44560	#6 TURNOUT - RIGHT (1/card)	\$82.50
Item No. 44561	REMOTE TURNOUT - LEFT (1/card)	\$59.00
Item No. 44562	REMOTE TURNOUT - RIGHT (1/card)	\$59.00
Item No. 44565	#5 TURNOUT - LEFT (1/card)	\$76.00
Item No. 44566	#5 TURNOUT - RIGHT (1/card)	\$76.00
Item No. 44569	#5 WYE TURNOUT (1/card)	\$76.00
Item No. 44575	#6 REMOTE CROSSOVER TURNOUT - LEFT (1/box)	\$142.00
Item No. 44576	#6 REMOTE CROSSOVER TURNOUT - RIGHT (1/box)	\$142.00
Item No. 44591	HAYES BUMPERS (2/card)	\$22.50
Item No. 44592	TRACK CONNECTOR ASSORTMENT (2 each .75", 1", 1.25", 1.5" and 2" straight pieces per card)	\$37.00
Item No. 44593	NICKEL SILVER TRACK POWERED FLASHING LED BUMPER	\$37.50
Item No. 44594	NICKEL SILVER E-Z TRACK® LAYOUT EXPANDER SET	\$167.25
Item No. 44596	WORLD'S GREATEST HOBBY™ TRACK PACK	\$395.00
Item No. 44597	9" POWER TERMINAL with INSULATED GAP (2/card)	\$54.00

BULK PACK 36" LONG STRAIGHT (25/box) Item No. 44584

BULK NICKEL SILVER/GRAY ROADBED E-Z TRACK® by the carton

		Suggested price:
Item No. 44580	18" RADIUS CURVED TRACK - BULK (50 pieces per carton)	\$219.00
Item No. 44581	9" STRAIGHT TRACK - BULK (50 pieces per carton)	\$219.00
Item No. 44583	22" RADIUS CURVED TRACK - BULK (50 pieces per carton)	\$302.50
Item No. 44584	36" STRAIGHT TRACK - BULK (25 pieces per carton)	\$533.50
Item No. 44588	18" STRAIGHT TRACK - BULK (25 pieces per carton)	\$255.00

DECODER-EQUIPPED NICKEL SILVER E-Z TRACK® TURNOUTS

		Suggested price:
Item No. 44130	E-Z COMMAND® DCC TURNOUT - LEFT (1/box)	\$95.00
Item No. 44131	E-Z COMMAND® DCC TURNOUT - RIGHT (1/box)	\$95.00
Item No. 44132	E-Z COMMAND® DCC #5 TURNOUT - LEFT (1/box)	\$109.00
Item No. 44133	E-Z COMMAND® DCC #5 TURNOUT - RIGHT (1/box)	\$109.00
Item No. 44134	E-Z COMMAND® DCC #5 WYE TURNOUT (1/box)	\$109.00
Item No. 44135	E-Z COMMAND® DCC #6 TURNOUT - LEFT (1/box)	\$120.00
Item No. 44136	E-Z COMMAND® DCC #6 TURNOUT - RIGHT (1/box)	\$120.00
Item No. 44137	E-Z COMMAND® DCC #6 SINGLE CROSSOVER TURNOUT - LEFT (1/box)	\$149.00
Item No. 44138	E-Z COMMAND® DCC #6 SINGLE CROSSOVER TURNOUT - RIGHT (1/box)	\$149.00
Item No. 44139	E-Z COMMAND® DCC #4 TURNOUT - LEFT (1/box)	\$109.00
Item No. 44140	E-Z COMMAND® DCC #4 TURNOUT - RIGHT (1/box)	\$109.00

DCC
ON BOARD

ELECTRONIC AUTO-REVERSING NICKEL SILVER E-Z TRACK®

		Suggested price:
Item No. 44547	NICKEL SILVER E-Z TRACK® REVERSING SYSTEM	\$260.00
Item No. 44548	For auto-reversing sets only: 9" STRAIGHT TRACK (4/card)	\$57.00
Item No. 44549	For auto-reversing sets only: 18" RADIUS CURVED TRACK (4/card)	\$57.00

Bachmann's exclusive snap-fit E-Z Track® System makes set-up quick and fun!

Code 100 rail. See following pages for product photos (shown in nickel silver/gray roadbed only for illustrative purpose). All analog turnouts (non-DCC) require 16V AC or DC accessory power supply for operation. Item No. 44219 16V DC Multi-Accessory Power Supply (shown in the Power Pack section) is recommended.

STEEL ALLOY/BLACK ROADBED E-Z TRACK® by the card

		Suggested price:
Item No. 44401	18" RADIUS CURVED TRACK (4/card)	\$17.50
Item No. 44402	18" RADIUS CURVED TERMINAL RAILER with WIRE (1/card)	\$15.95
Item No. 44403	22" RADIUS CURVED TRACK (4/card)	\$19.25
Item No. 44410	9" STRAIGHT TERMINAL RAILER with WIRE (1/card)	\$15.95
Item No. 44411	9" STRAIGHT TRACK (4/card)	\$17.50
Item No. 44412	3" STRAIGHT TRACK (4/card)	\$15.95
Item No. 44416	18" STRAIGHT TRACK (2/card)	\$26.00
Item No. 44428	9" STRAIGHT RAILER (2/card)	\$12.75
Item No. 44429	18" RADIUS CURVED RAILER (2/card)	\$12.75
Item No. 44440	30 DEGREE CROSSING (1/card)	\$19.00
Item No. 44441	90 DEGREE CROSSING (1/card)	\$23.00
Item No. 44461	REMOTE TURNOUT - LEFT (1/card)	\$51.75
Item No. 44462	REMOTE TURNOUT - RIGHT (1/card)	\$51.75
Item No. 44470	MANUALLY OPERATED EUROPEAN UNCOUPLING TRACK (1/card)	\$22.00
Item No. 44476	STEEL ALLOY TRACK-POWERED FLASHING LED BUMPER	\$34.75
Item No. 44491	HAYES BUMPERS (2/card)	\$22.00
Item No. 44494	STEEL ALLOY E-Z TRACK® LAYOUT EXPANDER SET	\$120.00
Item No. 44497	STEEL ALLOY WORLD'S GREATEST HOBBY™ TRACK PACK	\$315.00

BULK STEEL ALLOY/BLACK ROADBED E-Z TRACK® by the carton

		Suggested price:
Item No. 44480	18" RADIUS CURVED TRACK - BULK (50 pieces per carton)	\$142.00
Item No. 44481	9" STRAIGHT TRACK - BULK (50 pieces per carton)	\$142.00
Item No. 44483	22" RADIUS CURVED TRACK - BULK (50 pieces per carton)	\$197.00
Item No. 44486	36" STRAIGHT TRACK - BULK (25 pieces per carton)	\$357.50

ADDITIONAL ACCESSORY ITEMS

		Suggested price:
Item No. 42901	HO/On30 E-Z RIDERS® with BALL BEARING ROLLERS (4 per pack)	\$103.00
Item No. 42903	36" FLAT BACK WHEEL SETS (12 per card)	\$29.50
Item No. 42904	33" FLAT BACK WHEEL SETS (12 per card)	\$29.50
Item No. 44471	14-PIECE E-Z TRACK® GRADUATED PIER SET	\$42.00
Item No. 44472	8-PIECE E-Z TRACK® TALL PIER SET	\$34.75
Item No. 44473	E-Z TRACK® TRUSS BRIDGE - BLACK with TRACK-POWERED BLINKING LIGHT	\$36.75
Item No. 44475	STEEL ALLOY OVER-UNDER FIGURE 8 TRACK PACK	\$126.50
Item No. 44477	PLUG-IN 3' POWER WIRE - RED	\$11.00
Item No. 44478	E-Z TRACK® TRUSS BRIDGE - SILVER with TRACK-POWERED BLINKING LIGHT	\$36.75
Item No. 44479	E-Z TRACK® TRUSS BRIDGE - OXIDE RED with TRACK-POWERED BLINKING LIGHT	\$36.75
Item No. 44487	STEEL ALLOY E-Z TRACK® FIGURE 8 TRACK PACK	\$109.00
Item No. 44492	E-Z® RAILER	\$5.50
Item No. 44498	PLUG-IN 10' POWER EXTENSION WIRE - RED (1/card)	\$16.50
Item No. 44499	RAIL JOINERS (26/card)	\$12.00
Item No. 44579	E-Z TRACK® CROSSING GATE	\$69.25
Item No. 44595	18-PIECE E-Z TRACK® GRADUATED PIER SET (for higher HO elevation & On30 clearances)	\$55.00
Item No. 44598	PLUG-IN 10' REMOTE SWITCH EXTENSION WIRE - GREEN (1/card)	\$21.00
Item No. 44599	SAND BUMPERS with SILVER NICKEL RAILS	\$25.00
Item No. 44371	36" CODE 100 NICKEL SILVER FLEX TRACK® (25 per box) Note: This item is not part of the E-Z Track® system (it does not have attached roadbed with clips).	\$245.00

PLUG-IN 3' POWER WIRE RED

Item No. 44477 • (1/card)

Connects Bachmann speed controller to E-Z Track® terminal track section.



PLUG-IN 10' POWER EXTENSION WIRE RED

Item No. 44498 (1/card)



PLUG-IN 10' REMOTE SWITCH EXTENSION WIRE - GREEN

Item No. 44598 • (1/card)



15" RADIUS CURVED TRACK


Item No. 44505 • (4/card)

4 pieces of track make up one third (120°) of a 30" diameter circle.



ONE-THIRD SECTION 18" RADIUS CURVED TRACK

Item No. 44530 • (4/card)



HALF SECTION 18" RADIUS CURVED TRACK Item No. 44531 • (4/card)



18" RADIUS CURVED TRACK Item No. 44501 • (4/card)



4 pieces of track make up one third (120°) of a 36" diameter circle

18" RADIUS CURVED RERAILER Item No. 44529 • (2/card)



18" RADIUS CURVED TERMINAL RERAILER with WIRE Item No. 44502 • (1/card)



HALF SECTION 22" RADIUS CURVED TRACK Item No. 44532 • (4/card)



22" RADIUS CURVED TRACK Item No. 44503 • (4/card)



4 pieces of track make up one quarter (90°) of a 44" diameter circle

26" RADIUS CURVED TRACK Item No. 44519 • (5/card)



5 pieces of track make up one quarter (90°) of a 52" diameter circle

28" RADIUS 18 DEGREE CURVED TRACK Item No. 44506 • (5/card)



5 pieces of track make up one quarter (90°) of a 56" diameter circle

33.25" RADIUS 6 DEGREE CURVED TRACK Item No. 44508 • (4/card)



33.25" RADIUS 12 DEGREE CURVED TRACK Item No. 44509 • (4/card)



33.25" RADIUS 18 DEGREE CURVED TRACK Item No. 44504 • (5/card)



5 pieces of track make up one quarter (90°) of a 66.50" diameter circle

35.50" RADIUS 18 DEGREE CURVED TRACK Item No. 44507 • (5/card)




5 pieces of track make up one quarter (90°) of a 71" diameter circle

CONNECTOR ASSORTMENT Item No. 44592 • (10/card)



2 each .75",
1" 1.25",
1.5", and
2" straight
pieces per
card.

2.25" STRAIGHT TRACK Item No. 44513 • (4/card)



3" STRAIGHT TRACK Item No. 44512 • (4/card)



4.50" STRAIGHT TRACK Item No. 44514 • (4/card)



9" STRAIGHT TRACK Item No. 44511 • (4/card)



9" STRAIGHT RERAILER Item No. 44528 • (2/card)



9" STRAIGHT TERMINAL RERAILER with WIRE Item No. 44510 • (1/card)



9" POWER TERMINAL with INSULATED GAP Item No. 44597 • (2/card)



For under
track power
connection
and reverse
loop
operation.

30 DEGREE CROSSING Item No. 44540 • (1/card)



This 30
Degree
Crossing
is the
centerpiece
of a basic
"Figure
8" track
configuration.
To make a
76" x 29"
Figure 8 you
also need: 21
pieces of 18"
Radius Curved
Track and
1 piece 18"
Radius Curved
Terminal
Rerailer.


45 DEGREE CROSSING Item No. 44543 • (1/card)



60 DEGREE CROSSING Item No. 44542 • (1/card)



90 DEGREE CROSSING Item No. 44541 • (1/card)



This 90
Degree
Crossing has
many useful
applications
in railroad
design.
However,
if your goal
is to make
a "Figure
8" layout,
you should
start with a
30 Degree
Crossing.

#4 TURNOUT - LEFT
Item No. 44557 • (1/card)



#4 TURNOUT - RIGHT
Item No. 44558 • (1/card)



REMOTE TURNOUT - LEFT
Item No. 44561 • (1/card)



REMOTE TURNOUT - RIGHT
Item No. 44562 • (1/card)



#5 TURNOUT - LEFT
Item No. 44565 • (1/card)



#5 TURNOUT - RIGHT
Item No. 44566 • (1/card)




#5 WYE TURNOUT
Item No. 44569 • (1/card)



#6 TURNOUT - LEFT
Item No. 44559 • (1/card)



#6 TURNOUT - RIGHT
Item No. 44560 • (1/card)



**#6 REMOTE CROSSOVER
TURNOUT - LEFT**
Item No. 44575 • (1/box)



**#6 REMOTE CROSSOVER
TURNOUT - RIGHT**
Item No. 44576 • (1/box)



HAYES BUMPERS
Item No. 44591 • (2/card)



NICKEL SILVER E-Z TRACK® AUTO-REVERSING TRACK SYSTEM

Item No. 44547 • Suggested price: \$260.00

Featuring our electronic auto-reversing E-Z Track®, this track set is the perfect solution for point-to-point passenger and freight transit on your layout. With a variable speed controller, you can determine the rate of travel and bring your town or city to life! Add-on track sections are also available separately (Item Nos. 44548 & 44549).

- 4 pieces of 9" straight auto-reversing E-Z Track®
- 4 pieces of 18" radius curved auto-reversing E-Z Track®
- 2 pieces of 9" straight E-Z Track®
- 2 Hayes bumpers
- power pack and variable speed controller
- illustrated instructions



ELECTRONIC AUTO-REVERSING NICKEL SILVER E-Z TRACK®

Suggested price: \$57.00 each

You can expand your auto-reversing train set or track system with Electronic Auto-Reversing Nickel Silver E-Z Track® sections. Available in 9" straight and 18" radius curved sections, this electronically equipped track is specifically designed for the open-end track configuration of our auto-reversing track system, allowing you to go virtually anywhere on your layout.



AUTO-REVERSING 9" STRAIGHT
(4 per card)
Item No. 44548

Note: this track will not operate as reversing track unless it is used in conjunction with train set numbers 00401, 00402, 25016, 25017, 25100, or with our auto-reversing track system, Item No. 44547.



AUTO-REVERSING 18" RADIUS CURVED
(4 per card)
Item No. 44549

FIVE-BAY ROUNDHOUSE with NICKEL SILVER E-Z TRACK®

Item No. 45020 • Suggested price: \$250.00

Designed to add to #46298 DCC-equipped Turntable. See E-Z Command® DCC section for more details.

Features include:

- 5 locomotive stalls
- 5 pieces of 9" straight track
- 5 track ends
- assembly required



DCC CONTROL BOX with TURNOUT DECODER

Item No. 44949 • Suggested price: \$45.00

- compatible with N, HO, On30, and O scales



DCC
ON BOARD

This control box with turnout decoder allows you to upgrade your electrically operated analog turnouts to DCC quickly and easily. To upgrade, simply replace your analog switch box with this decoder-equipped control box. Once connected, you can assign a decoder address and operate the turnout through your DCC system. Compatible with N, HO, On30, and O scales.

HO TRACKSIDE TURNOUT DECODER

Item No. 44950 • Suggested price: \$53.00




DCC
ON BOARD

This HO scale trackside turnout decoder lets you upgrade your electrically operated analog turnouts to DCC quickly and easily. With a decoder installed inside the trackside structure, this flexible design can be used in two ways; plug-and-play use with Bachmann's E-Z Track® system is available by snapping off break-away tabs at the bottom of the structure and plugging into the structure the appropriate wires from your track power source and turnout section. Alternatively, you can make the same connections by soldering to easily hide the wires through a hole under your layout. Once connected, you can assign a decoder address and operate the turnout through your DCC system.

DCC-EQUIPPED TURNTABLE

Item No. 46298 • Suggested price: \$351.00



DCC
ON BOARD

This DCC-equipped motorized turntable features:

- DCC-equipped with dual-mode NMRA-compliant decoder
- track powered from track position number 4 (separate power supply not required for DCC operation)
- 16 nickel silver track positions
- gear drive
- turntable indexed to each track section for accurate alignment
- painted maintenance building
- prototypical operator's cabin
- designed for use with Bachmann's E-Z Track®
- easily adaptable to other popular track systems
- spring-loaded direction switch and wires provided for DC (analog) operation, if desired

WORLD'S GREATEST HOBBY™ FIRST RAILROAD TRACK PACK

It's never been easier to get started in model railroading! Our *World's Greatest Hobby® First Railroad Track Pack* contains all the track you need to build the 4' x 8' layout (shown below) featured in the included DVD, *Building Your First Model Railroad*. Hosted by actor and model railroad enthusiast Michael Gross, the easy-to-follow video will quickly get you on track for fun with the *World's Greatest Hobby™*.

45-piece *World's Greatest Hobby™* *Your First Railroad Track Pack* includes:

- *World's Greatest Hobby Building Your First Model Railroad* DVD, hosted by actor and model railroad enthusiast Michael Gross
- nine 9" straights
- one 9" terminal/reailer
- one 9" reailer
- twenty 18" radius curves
- two 3" straights
- two remote turnouts - left
- two remote turnouts - right
- two Hayes bumpers
- four switch wires (green)
- one terminal wire (red)

Bachmann HO scale E-Z Track® features:

- clear tie spacing
- low-profile spike heads
- modeled from AAR track engineering dimensions



with **STEEL ALLOY HO SCALE E-Z TRACK®**
Item No. 44497 • Suggested price: \$315.00



with **NICKEL SILVER HO SCALE E-Z TRACK®**
Item No. 44596 • Suggested price: \$395.00

NICKEL SILVER E-Z TRACK® OVAL with SPEED CONTROLLER

Item No. 44551 • Suggested price: \$175.00

Get started in the snap-fit E-Z Track® system with the *Nickel Silver E-Z Track® Oval*. Comes with 12 pieces of 18" radius curved track, three pieces of straight track, one straight terminal reailer, and a standard DC speed controller. All you need now is the HO scale train of your choice (sold separately).



STEEL ALLOY E-Z TRACK® CIRCLE with SPEED CONTROLLER

Item No. 44214 • Suggested price: \$110.00



Locomotive not included

NEW

STEEL ALLOY E-Z TRACK® OVER-UNDER FIGURE 8 TRACK PACK

Item No. 44475 • Suggested price: \$126.50

Railroading fun gets bigger and better with our steel alloy E-Z Track® Over-Under Figure 8 Track Pack! Create a giant 78" x 36" over-under "Figure 8" with the 14-piece graduated pier set, 20 pieces of 18" radius curved and 4 pieces of 9" straight E-Z Track® included in this track pack.

Set contains:

- 19 pieces 18" radius curved track
- 1 piece 18" radius curved terminal rerailer
- 6 pieces 9" straight track
- 14-piece graduated pier set (3.125" vertical clearance under the tallest pier)
- power wire



STEEL ALLOY E-Z TRACK® FIGURE 8 TRACK PACK

Item No. 44487 • Suggested price: \$109.00

Includes all the steel alloy E-Z Track® you need to create a complete 76" x 39" Figure 8.

Set contains:

- 30 degree crossing track
- 21 pieces of 18" radius curved track
- 18" radius curved terminal rerailer



E-Z TRACK® LAYOUT EXPANDER SETS

With the E-Z Track® Expander Set, you can add to the track included with our train sets or create new configurations of turnouts, branchlines, and double-track mainlines on your existing railroad. Offered in steel alloy (with black roadbed) or nickel silver (with gray roadbed) versions.



STEEL ALLOY

Item No. 44494 • Suggested price: \$120.00

- 12 pieces of snap-fit E-Z Track®, including
4 pieces of 9" straight, 4 pieces 18" radius curved track,
1 manual turnout-left, 1 manual turnout-right, and
2 bumpers



NICKEL SILVER


Item No. 44594 • Suggested price: \$167.25

- 12 pieces of snap-fit E-Z Track®, including
4 pieces of 9" straight, 4 pieces 18" radius curved track,
1 remote turnout-left, 1 remote turnout-right, and
2 bumpers

STEEL ALLOY E-Z TRACK® MANUALLY OPERATED EUROPEAN UNCOUPLING TRACK

Item No. 44470 ♦ Suggested price: \$22.00

Easily uncouple your Thomas & Friends™ trains or any European-style HO/OO rolling stock with our new European Uncoupling Track, designed specifically for our E-Z Track® system.




E-Z TRACK® TRUSS BRIDGE with NICKEL SILVER RAILS and TRACK-POWERED BLINKING LIGHT

Suggested price: \$36.75 each

- ♦ nickel silver rails
- ♦ 10.5" L x 4" H x 2.375" D



BLACK
Item No. 44473



SILVER
Item No. 44478



OXIDE RED
Item No. 44479

GIRDER BRIDGE with NICKEL SILVER RAILS




BLACK

Item No. 44474 • Suggested price: \$34.00



UNION PACIFIC®

Item No. 44602 • Suggested price: \$39.00



TAKE THE TRAIN

Item No. 44604 • Suggested price: \$39.00



CSX®

Item No. 44606 • Suggested price: \$39.00



SANTA FE

Item No. 44601 • Suggested price: \$39.00



PRR

Item No. 44603 • Suggested price: \$39.00



AMTRAK®

Item No. 44605 • Suggested price: \$39.00



NORFOLK SOUTHERN

Item No. 44607 • Suggested price: \$39.00

E-Z TRACK® TRACK-POWERED FLASHING LED BUMPER



STEEL ALLOY

Item No. 44476
Suggested price: \$34.75



NICKEL SILVER

Item No. 44593
Suggested price: \$37.50

E-Z TRACK® SAND BUMPERS with NICKEL SILVER RAILS (2 per card)

Item No. 44599 • Suggested price: \$25.00

Sand bumpers were typically used in the early days of railroading to provide more robust end-of-track protection than a simple wooden track bumper. In the case of some rural branch lines, they remained in use through much of the 20th century.



E-Z TRACK® CROSSING GATE

Item No. 44579 • Suggested price: \$69.25

- ♦ gates automatically lower as train passes



E-Z TRACK® PIER SETS



14-PIECE GRADUATED PIER SET
(3 125" vertical clearance under the tallest pier)
Item No. 44471 • Suggested price: \$42.00



8-PIECE ALL-TALL PIER SET
(3 125" vertical clearance)
Item No. 44472 • Suggested price: \$34.75



18-PIECE GRADUATED PIER SET
(appropriate for higher HO elevations and On30 clearances;
3 875" vertical clearance under the tallest pier)
Item No. 44595 • Suggested price: \$55.00

E-Z® RAILER

Item No. 44492 • Suggested price: \$5.50

Lets you simply slide your HO and On30 trains onto the track.



E-Z® MODEL RAILROADS

The E-Z Track® Planning Guide & Layout Book

Item No. 99978 • Suggested price: \$33.00

With E-Z® Model Railroads, beginning and advanced modelers can learn how to set up and run a railroad using Bachmann's snap-fit E-Z Track® system. From choosing a layout style to wiring and track planning techniques, readers are walked through virtually every step of the design and construction process.

- six in-depth layouts, plus 20 additional layout designs
- tips for beginning to advanced modelers, including weathering and scenery chapters
- 124 color pages



END OF TRAIN DEVICE with TRACK-POWERED FLASHING LED

Item No. 42907 • Suggested price: \$32.00

Replace one truck/coupler on your Bachmann freight car with this End of Train Device to finish the end of your freight train. Track powered; no wiring required. Operates on both DC and DCC layouts. This End of Train Device installs on the following HO Bachmann rolling stock with E-Z Mate® couplers and may also be compatible with some other popular brands: 50' Plug-Door Boxcar, 56' ACF Center-Flow Hopper, 50' Steel Reefer, 52' 6" Flatcar with 35' Piggyback Trailer, Evans All-Door Boxcar, 27' Ore Car, Canadian 4-Bay Cylindrical Grain Hopper, and 50' 6" ACF Outside Braced Sliding Door Boxcar. (See www.bachmanntrains.com for an updated list of compatible rolling stock.)



TRUCK SETS with METAL WHEELS

Suggested price: \$17.50 each



**BARBER-BETTENDORF 33" FRICTION-BEARING
TRUCKS with METAL WHEELS**
(one pair)
Item No. 42908



**BARBER S2 70-TON 33" ROLLER-BEARING TRUCKS
with METAL WHEELS**
(one pair)
Item No. 42909



**ANDREWS LEAF-SPRING 36" TRUCKS
with METAL WHEELS**
(one pair)
Item No. 42910



**OLD-TIME ARCH-BAR 33" TRUCKS
with METAL WHEELS**
(one pair)
Item No. 42911

HO/On30 E-Z RIDERS® with BALL-BEARING ROLLERS (4 per pack)

Item No. 42901 • Suggested price: \$103.00

• full electrical pick-up



WHEEL SETS

Suggested price: \$29.50 each



36" FLAT BACK WHEEL SETS
(blackened metal, 12 per card)
Item No. 42903



33" FLAT BACK WHEEL SETS
(blackened metal, 12 per card)
Item No. 42904

HOn30 SCALE

HO NARROW GAUGE

HO SCALE NARROW GAUGE FLETCHER, JENNINGS & CO. 0-4-2ST TALYLLYN LOCOMOTIVE

Runs on N Scale track; equipped with international-style hook-and-loop couplers

Suggested price: \$197.00 each



Opened in 1866, the 2'3" gauge Talyllyn Railway was the first narrow gauge line in the UK to operate steam-powered locomotives from the start, with predecessors having their origins in the horse-drawn wagon era. Construction of the 0-4-2ST "Talyllyn" locomotive preceded its namesake railway by two years, and the engine has spent its entire working life on the line. Initially designed for hauling slate, and later revenue passenger service, the Talyllyn locomotive today hauls tourists along its 7.25-mile railway, now recognized as one of the UK's premier narrow gauge heritage lines. The Bachmann Talyllyn locomotive comes available in four prototypical paint variations, reflecting the strikingly different schemes worn over the course of its life. Scaled to HO/OO dimensions, the Talyllyn will operate on standard N Scale or HOn30/OO9 narrow gauge track, and features die-cast metal construction with operating metal drivers.

Features include:

- die-cast metal construction
- highly detailed painted body with precision graphics
- international-style hook-and-loop couplers
- blackened machined metal wheels with metal drivers



TALYLLYN - BLACK
Item No. 59101



TALYLLYN - RED
Item No. 59102



TALYLLYN - GREEN
Item No. 59103



TALYLLYN - BLUE
(illustration shown)
Item No. 59104

**HO SCALE NARROW GAUGE HUGHES'S LOCOMOTIVE
& TRAMWAY ENGINE WORKS
0-4-2ST SIR HAYDN LOCOMOTIVE**

Runs on N Scale track; equipped with international-style hook-and-loop couplers

Suggested price: \$197.00 each




Built in 1878 for the Corris Railway in Wales, Sir Haydn was employed in passenger and goods service until the line's closure in 1948, operating as Corris No. 2 under both independent ownership and as part of the Great Western Railway. In 1951, No. 3 was purchased by the newly formed Tallylyn Railway Preservation Society and was relocated to the nearby operation. It was here that the name "Sir Haydn" was given in recognition of the former owner of the Corris Railway. Today, Sir Haydn operates alongside the Tallylyn locomotive in excursion service and occasionally returns as a visiting locomotive to the Corris Railway, which has since reopened as a heritage operation.

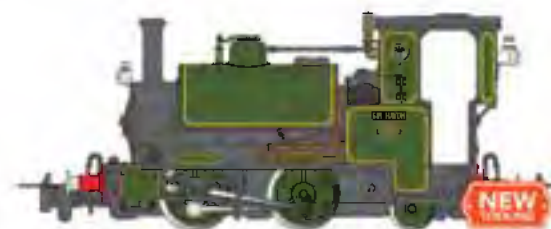
Features include:

- die-cast metal construction
- highly detailed painted body with precision graphics
- international-style hook-and-loop couplers
- blackened machined metal wheels with metal drivers

**NARROW
GAUGE**



SIR HAYDN - RED
(illustration shown)
Item No. 59105



SIR HAYDN - GREEN
(illustration shown)
Item No. 59106

HO SCALE NARROW GAUGE TALYLLYN RAILWAY COACHES


Runs on N Scale track, equipped with international-style hook-and-loop couplers

Suggested price: \$51.75 each




Talylyn carriages #1 and #2 were built by Brown, Marshalls & Co of Birmingham, England, in 1866 and 1867. Both were constructed with an open interior and compartmentalized seating for each door. Carriage #4 was delivered in 1867 by the Lancaster Wagon Co. and featured a more cost-effective design than its predecessors. All three coaches remain in operation on the Talylyn Railway today, and while none are officially named, Carriage #4 is known to railway staff as "Lulu."

NARROW
GAUGE



TALYLLYN RAILWAY CARRIAGE #1

Item No. 77502



TALYLLYN RAILWAY CARRIAGE #2

Item No. 77503



TALYLLYN RAILWAY CARRIAGE #4

Item No. 77504

HO SCALE NARROW GAUGE FFESTINIOG RAILWAY COAL WAGGON

Runs on N Scale track, equipped with international-style hook-and-loop couplers

Suggested price: \$39.00 each



Built in the late 1800s to carry a variety of loads, four-wheeled waggons such as these were predominantly used by the Ffestiniog Railway to haul locomotive coal for delivery. Today, they remain in pristine condition and are found on recreation goods trains during special events. This model represents Ffestiniog Railway #22, which was renumbered #26 until regaining its original designation in 2024.

**FFESTINIOG RAILWAY #26**

Item No. 77505

**FFESTINIOG RAILWAY #22**

Item No. 77506

HO SCALE NARROW GAUGE FFESTINIOG RAILWAY GUNPOWDER WAGONS

Runs on N Scale track, equipped with international-style hook-and-loop couplers


Suggested price: \$39.00 each

Gunpowder wagons were private owner wagons designed to transport blasting powder from merchants to quarries along the Ffestiniog Railway and were also used in other railway settings around quarry sites. In their later years, surviving examples were repurposed to carry cement and locomotive sand for the railway. Several examples remain in preservation today, both on the Ffestiniog Railway and elsewhere in Wales.

**CURTIS'S & HARVEY #152**

(illustration shown)

Item No. 77507

**FFESTINIOG CEMENT #16**

(illustration shown)

Item No. 77508

N
SCALE

THOMAS & FRIENDS™

**THOMAS
& FRIENDS**

N Scale Thomas & Friends™

From the Island of Sodor right to your railroad, fun adventures begin with our N scale Thomas & Friends™ line with Rapido-style couplers.

N SCALE THOMAS & FRIENDS™ LOCOMOTIVES



THOMAS the TANK ENGINE™ - LBSC 70
(HO model shown for illustrative purposes)
Item No. 58789 • Suggested price: \$145.00



ORIGIN JAMES
(HO model shown for illustrative purposes)
Item No. 58790 • Suggested price: \$186.00



THOMAS the TANK ENGINE™
Item No. 58791 • Suggested price: \$145.00



PERCY the SMALL ENGINE
Item No. 58792 • Suggested price: \$145.00



JAMES the RED ENGINE
Item No. 58793 • Suggested price: \$186.00



TOBY the TRAM ENGINE
Item No. 58794
Suggested price: \$142.00



EMILY
Item No. 58795 • Suggested price: \$208.00



GORDON the EXPRESS ENGINE
Item No. 58796 • Suggested price: \$219.00



PAXTON
(HO model shown for illustrative purposes)
Item No. 58797 • Suggested price: \$186.00



DIESEL
(HO model shown for illustrative purposes)
Item No. 58798 • Suggested price: \$186.00



HENRY
(HO model shown for illustrative purposes)
Item No. 58799 • Suggested price: \$195.00

© 2013 Lionel (Lionel) Inc.
© 2013 Mattel (Lionel) Inc.



N
SCALE

THOMAS & FRIENDS™

**THOMAS
& FRIENDS**

N SCALE THOMAS & FRIENDS™ ROLLING STOCK



HANNAH

Item No. 76088 • Suggested price: \$52.00



GORDON'S EXPRESS COMPOSITE COACH

(HQ model shown for illustrative purposes)
Item No. 76089 • Suggested price: \$61.50



GORDON'S EXPRESS BRAKE COACH

(HQ model shown for illustrative purposes)
Item No. 76090 • Suggested price: \$61.50



HENRIETTA

Item No. 76091 • Suggested price: \$49.50




EMILY'S COACH

Item No. 76092 • Suggested price: \$45.00



EMILY'S BRAKE COACH

Item No. 76093 • Suggested price: \$45.00



ANNIE COACH

Item No. 76094 • Suggested price: \$34.00



CLARABEL COACH

Item No. 76095 • Suggested price: \$34.00



OPEN WAGON - BLUE

(HQ model shown for illustrative purposes)
Item No. 77083 • Suggested price: \$33.00



**BOX VAN - MR. JOLLY'S
CHOCOLATE FACTORY**

(HQ model shown for illustrative purposes)
Item No. 77084 • Suggested price: \$39.00



SODOR SCRAP CO. WAGON

(HQ model shown for illustrative purposes)
Item No. 77085 • Suggested price: \$33.00



OPEN WAGON - RED

(HQ model shown for illustrative purposes)
Item No. 77086 • Suggested price: \$33.00



N SCALE THOMAS & FRIENDS™ ROLLING STOCK (continued)



BOX VAN – GREAT WESTERN

Item No. 77088

Suggested price: \$39.00



BOX VAN – SODOR FRUIT & VEGETABLE CO.

Item No. 77089

Suggested price: \$39.00



BOX VAN – ICE CREAM

Item No. 77090

Suggested price: \$39.00



TOAD BRAKE VAN

Item No. 77091

Suggested Price: \$40.75



S.C. RUFFEY

Item No. 77092

Suggested price: \$39.00

Emily's Passenger Set

an E-Z Track® set

Item No. 24031 • Suggested price: \$359.00

Emily is a cheerful and confident locomotive with shiny decoration and gleaming brass fittings. After bravely rescuing two of her railway friends, Sir Topham Hatt rewarded Emily with a brand new pair of matching coaches. Now, you can ride along with Emily as she proudly displays her splendid passenger cars in N scale on the included 34" x 24" oval of snap-fit nickel silver E-Z Track®.

This ready-to-run train set includes:

- Emily locomotive with coal tender
- Emily's Coach with Rapido-style couplers
- Emily's Brake Coach with Rapido-style couplers
- 34" x 24" oval of snap-fit nickel silver E-Z Track®, including 11 pieces of curved track, 4 pieces of straight track, and 1 plug-in terminal rerailer
- power pack and speed controller
- illustrated instruction manual



N
SCALE

THOMAS & FRIENDS™

**THOMAS
& FRIENDS**

N SCALE THOMAS & FRIENDS™ ROLLING STOCK (continued)



OIL TANK

Item No. 77093

Suggested price: \$44.00



FUEL TANK

Item No. 77094

Suggested price: \$44.00



WATER TANK

Item No. 77095


Suggested price: \$44.00



TROUBLESOME TRUCK #1

Item No. 77096

Suggested price: \$31.00



TROUBLESOME TRUCK #2

Item No. 77097

Suggested price: \$31.00



**Speed Controller
with Plug-In Wiring**



N
SCALE

THOMAS & FRIENDS

THOMAS
& FRIENDS

Thomas with Annie & Clarabel

an E-Z Track® set

Item No. 24028 • Suggested price: \$299.00

Thomas and his loyal companions, Annie and Clarabel, have the task of carrying some very important passengers. Eager to please Sir Topham Hatt, they can now depart and glide down the track with ease for another on-time arrival. This electric train set is the perfect start to your N scale adventures.



This ready-to-run train set includes:

- Thomas the Tank Engine®
- Annie coach with Rapido-style couplers
- Clarabel coach with Rapido-style couplers
- 24" circle of snap-fit nickel silver E-Z Track®, including 11 pieces of curved track and 1 curved plug-in terminal rerailer
- power pack and speed controller
- illustrated instruction manual



Percy and the Troublesome Trucks

an E-Z Track® set

Item No. 24030 • Suggested price: \$299.00

The Troublesome Trucks are needed for a hauling job, and Percy is there to make sure the work gets done without the trucks causing too much mischief! This ready-to-run electric train set comes complete with Percy the Small Engine, Troublesome Truck #1, Troublesome Truck #2, and a 24" circle of nickel silver E-Z Track®.

This ready-to-run train set includes:

- Percy the Small Engine
- Troublesome Truck #1 with Rapido-style couplers
- Troublesome Truck #2 with Rapido-style couplers
- 24" circle of snap-fit nickel silver E-Z Track®, including 11 pieces of curved track and 1 curved plug-in terminal rerailer
- power pack and speed controller
- illustrated instruction manual





Speed Controller
with Plug-In Wiring



Speed Controller
with Plug-In Wiring



N
SCALE

Roaring Rails with Digital Sound

an E-Z Track® set

Item No. 24132 • Suggested price: \$549.00

The *Roaring Rails* powerful locomotive sounds its horn and rings its bell to warn everyone along the line that nothing can deter this train from finishing its route. The *Roaring Rails* features a DCC sound-equipped GP40 with a diesel sound package that includes a prototypical prime mover, three air horns, and bell—all in polyphonic 16-bit sound that you control with our E-Z Command® Plus digital control system.

This digitally controlled train set with sound features:

- DCC sound-equipped EMD GP40 diesel locomotive with operating headlight
- boxcar
- gondola
- wide-vision caboose
- E-Z Command® Plus Control Center with wall pack and plug-in wiring
- body-mounted E-Z Mate® couplers
- 34" x 24" oval of snap-fit nickel silver E-Z Track® including 11 pieces of curved track, 4 pieces of straight track, and 1 plug-in terminal rerailer
- illustrated instruction manual



E-Z Command® Plus Control Center with wall pack and plug-in wiring



Simultaneous control of sound, speed, direction, and lighting for realistic ACTION and FUN!



Whistle-Stop Special with Digital Sound

an E-Z Track® set

Item No. 24133 • Suggested price: \$593.00

With a rousing whistle blast, the eagerly awaited *Whistle-Stop Special* announces its arrival in the station. After a blowdown and brief rest, the classic 4-6-0 is ready to chuff into the countryside for its next special delivery. This set features a DCC sound-equipped 4-6-0 with a steam sound package that includes authentic prototypical chuff, short and long whistles, bell, air compressor, and blower—all in polyphonic 16-bit sound that you control with our E-Z Command® Plus digital control system.

This digitally controlled train set with sound features:

- DCC sound-equipped 4-6-0 steam locomotive with tender and operating headlight
- boxcar
- single-dome tank car
- off-set cupola caboose
- E-Z Command® Plus Control Center with wall pack and plug-in wiring
- body-mounted E-Z Mate® couplers
- 34" x 24" oval of snap-fit nickel silver E-Z Track® including 11 pieces of curved track, 4 pieces of straight track, and 1 plug-in terminal rerailer
- illustrated instruction manual



E-Z Command® Plus Control Center with wall pack and plug-in wiring



Simultaneous control of sound, speed, direction, and lighting for realistic ACTION and FUN!





N
SCALE

ELECTRIC TRAIN SETS

Spirit of Christmas

an E-Z Track® set

Item No. 24017 • Suggested price: \$299.00

Good things come in small packages. This is certainly true when it comes to the *Spirit of Christmas* N scale set. Perfect for under-the-tree in a small space and festively decorated for a very Merry Christmas, this ready-to-run set features:

- 0-6-0 steam locomotive and tender
- old-time combine
- two old-time coaches
- 34" x 24" oval of snap-fit nickel silver E-Z Track® including 11 pieces curved track, 4 pieces straight track, and 1 curved plug-in terminal rerailer
- power pack and speed controller
- illustrated instruction manual



Merry Christmas Express

an E-Z Track® set

Item No. 24027 • Suggested price: \$299.00

Ready to deliver Yuletide joy is the *Merry Christmas Express*. Decked out for the holidays, the train features a red North Pole & Southern® 0-6-0 steam locomotive, bow-wrapped boxcar, garland-festooned hopper, and wreath-decorated caboose. Bursting with holiday cheer in N scale, this set is ideal for a table-top display, around a miniature tree, or anywhere you want to wish one and all a very Merry Christmas.

This ready-to-run train set includes:

- USRA 0-6-0 locomotive with tender
- boxcar
- hopper
- bobber caboose
- 24" circle of snap-fit nickel silver E-Z Track®, including 11 pieces curved track and 1 curved plug-in terminal rerailer
- power pack and speed controller
- illustrated instruction manual





Speed Controller
with Plug-In Wiring



Speed Controller
with Plug-In Wiring



N
SCALE

ELECTRIC TRAIN SETS

The Keystone

an E-Z Track® set

Item No. 24029 • Suggested price: \$299.00



Once heralded as the standard railroad of the world, the Pennsylvania Railroad was known throughout the country for its quality and reliability; its keystone emblem being synonymous with speed and efficiency in both freight and passenger transportation. With a powerful 2-6-2 Prairie steam locomotive, classic refrigerated boxcar, coal gondola, and off-set cupola caboose, this freight set is ready to make its deliveries, swiftly traversing the small towns and countryside of the eastern United States - right on time.

This ready-to-run train set includes:

- 2-6-2 Prairie steam locomotive
- 40' wood-side refrigerated boxcar
- 40' gondola
- off-set cupola caboose
- 24" circle of snap-fit nickel silver E-Z Track® including 11 pieces of curved track and 1 curved plug-in terminal rerailer
- power pack and speed controller
- illustrated instruction manual



Durango & Silverton

an E-Z Track® set

Item No. 24020 • Suggested price: \$289.00



Once part of a vast network of Colorado narrow gauge railroads, the Durango & Silverton today offers one of the most spectacular steam-powered excursions in the United States, transporting passengers through the majestic canyons, forests, and pioneer towns of the Rocky Mountains. Our Durango & Silverton set pays tribute to this iconic railroad, allowing you to recreate the excitement of steam-hauled passenger railroading in N scale.

- 0-6-0 steam locomotive and tender
- old-time combine
- two old-time coaches
- 34" x 24" oval of snap-fit nickel silver E-Z Track® including 11 pieces curved track, 4 pieces straight track, and 1 curved plug-in terminal rerailer
- power pack and speed controller
- illustrated instruction manual






Speed Controller
with Plug In Wiring



Speed Controller
with Plug-In Wiring



N
SCALE

ELECTRIC TRAIN SETS

Thunder Valley

an E-Z Track® set

Item No. 24013 • Suggested price: \$239.00

The rails rumble and the engine roars as the mighty *Thunder Valley* rounds the bend, hauling freight to destinations far and wide. This train set comes complete with Bachmann's exclusive E-Z Track® snap-fit track and roadbed system, plus:

- an EMD GP40 diesel locomotive with operating headlight
- steel reefer
- three-dome tank car
- wide-vision caboose
- 24" circle of snap-fit nickel silver E-Z Track®, including 11 pieces curved track and 1 curved plug-in terminal rerailer
- power pack and speed controller
- illustrated instruction manual



Super Chief

an E-Z Track® set

Item No. 24021 • Suggested price: \$239.00

With the pride and power of a born leader, the mighty *Super Chief* thunders along the rails. Spearheading the charge is an F7-A diesel locomotive with the Santa Fe's distinctive red and silver "Warbonnet" paint scheme. The N scale *Super Chief* ready-to-run set comes complete with:

- F7-A locomotive with operating headlight
- boxcar
- steel gondola
- off-set cupola caboose
- 24" circle of snap-fit nickel silver E-Z Track®, including 11 pieces curved track and 1 curved plug-in terminal rerailer
- power pack and speed controller
- illustrated instruction manual





Speed Controller
with Plug-In Wiring



Speed Controller
with Plug-In Wiring



N
SCALE

ELECTRIC TRAIN SETS

Empire Builder

an E-Z Track® set

Item No. 24009 • Suggested price: \$439.00

68
Piece Set

American railroads helped build great fortunes and the wealth of the Nation. Doing its part with a large 4-8-4 locomotive and eight cars, our *Empire Builder* train set comes complete with Bachmann's exclusive E-Z Track® snap-fit track and roadbed system, plus:



- ♦ a Northern 4-8-4 steam locomotive and tender with operating headlight
- ♦ wood reefer
- ♦ single-dome tank car
- ♦ center-flow hopper
- ♦ plug-door boxcar
- ♦ wood stock car
- ♦ wood braced gondola
- ♦ open quad hopper
- ♦ off-set cupola caboose

- ♦ 44" x 24" oval of snap-fit nickel silver E-Z Track® including 11 pieces curved track, 8 pieces straight track, and 1 curved plug-in terminal rerailer
- ♦ 12 telephone poles
- ♦ 24 railroad and street signs
- ♦ power pack and speed controller
- ♦ illustrated instruction manual



The Yard Boss


an E-Z Track® set

Item No. 24014 • Suggested price: \$279.00

When there's freight to be moved, there's nothing like the raw power of a steam locomotive to get the job done. Our *Yard Boss* train set comes complete with Bachmann's exclusive E-Z Track® snap-fit track and roadbed system, plus:

- ♦ 0-6-0 steam locomotive and tender
- ♦ boxcar
- ♦ quad hopper
- ♦ wide-vision caboose
- ♦ 24" circle of snap-fit nickel silver E-Z Track® including 11 pieces curved track and 1 curved plug-in terminal rerailer
- ♦ power pack and speed controller
- ♦ illustrated instruction manual





Speed Controller
with Plug-In Wiring



12 Telephone Poles



24 Railroad &
Street Signs



Speed Controller
with Plug-In Wiring



Freightmaster

an E-Z Track® set

Item No. 24022 • Suggested price: \$325.00

With a 3,000-horsepower engine and plenty of pulling muscle, the EMD GP40 diesel locomotive ensures that the *Freightmaster* delivers its goods on time. This 60-piece set includes a station, signs, and telephone poles to make you the master of your own freight empire!

This ready-to-run train set includes:

- EMD GP40 diesel locomotive with operating headlight
- flatcar with container load
- gondola
- plug-door boxcar
- wide-vision caboose

- 34" x 24" oval of snap-fit nickel silver E-Z Track®, including 11 pieces curved track, 4 pieces straight track, and 1 curved plug-in terminal rerailer
- freight station
- 24 railroad and street signs
- 12 telephone poles
- power pack and speed controller
- illustrated instruction manual

**60
Piece Set**



Trailblazer

an E-Z Track® set

Item No. 24024

Suggested price: \$395.00

As the West developed from desolate wilderness to bustling cities, it was trains such as the *Trailblazer* that led America's explosive growth from coast to coast. Our 60-piece *Trailblazer* set with its 4-6-0 locomotive lets you experience all the excitement of the Iron Horse's journeys through the crossroads of railroading history!

This ready-to-run train set includes:

- 4-6-0 steam locomotive and tender with operating headlight
- boxcar
- gondola
- single-dome tank car
- old-time caboose
- 34" x 24" oval of snap-fit nickel silver E-Z Track® including 11 pieces curved track, 4 pieces straight track, and 1 curved plug-in terminal rerailer
- train station
- 24 railroad and street signs
- 12 telephone poles
- power pack and speed controller
- illustrated instruction manual

**60
Piece Set**



The Stallion

an E-Z Track® set

Item No. 24025

Suggested price: \$239.00

Galloping down the rails, *The Stallion* shows its sleek lines as it races to the finish line. This spirited steed will be the champion of your N scale stable!

This ready-to-run train set includes:

- F7-A diesel locomotive with operating headlight
- gondola
- single-dome tank car
- wide-vision caboose
- 24" circle of snap-fit nickel silver E-Z Track® including 11 pieces curved track and 1 curved plug-in terminal rerailer
- power pack and speed controller
- illustrated instruction manual



ONLINE
VIDEO



Freight Station



Speed Controller with Plug-In Wiring



12 Telephone Poles



24 Railroad & Street Signs



Train Station




Speed Controller with Plug-In Wiring



12 Telephone Poles



24 Railroad & Street Signs



Speed Controller with Plug-In Wiring



N SCALE

STREAMLINED K4 4-6-2 PACIFIC (DCC ECONOMI™ SOUND VALUE EQUIPPED)

Performs best on 11.25" radius curves or greater

Suggested price: \$527.00 each



Conceived by legendary Art Deco designer Raymond Loewy, the Streamlined K4 was the Pennsylvania Railroad's answer to the stylish locomotive design trends of the 1940s. Rebuilt from four standard K4 locomotives for use on express passenger services such as the Jeffersonian and South Wind, the Streamlined K4s would eventually find their way onto all long-distance trains operated by the PRR. Our N Scale Streamlined K4 comes equipped with Econami™ Sound Value DCC featuring the Soundtraxx® steam package. Factory set for realism, the steam package offers a choice of 16 whistles, 6 bell types, 4 prototypical chuffs, 5 air pumps, and 5 dynamos, plus cylinder cocks, grade crossing quill, slowdown, brake squeal release, coupling/uncoupling, water stop, and "all aboard" announcements with coach door operation effects - all in 16-bit polyphonic sound.

Features include:

- DCC sound-equipped with Econami™ Sound Value package
- precision motor
- operating headlight and reverse light
- directional Rule 17 lighting
- die-cast boiler and chassis
- blackened metal wheels and side rods
- separately applied details
- E-Z Mate® Mark II couplers



PRR #1120
Item No. 53951



PRR #2665
Item No. 53952

Econami™



PRR #3678
Item No. 53953



PRR #5338
Item No. 53954

N SCALE

TEAM ECONOMI™

BALDWIN EM-1 2-8-8-4 STEAM LOCOMOTIVE (DCC ECONAMI™ SOUND VALUE-EQUIPPED)

Performs best on 12.5" radius curves or greater.

Suggested price: \$582.00 each



An articulated engine that provided tremendous power at high speeds, the EM-1 was ideal for hauling passengers and heavy loads of coal up and down the Appalachian Mountains. It joins our N scale Spectrum® line equipped with an Econami™ SoundTraxx® steam package. Factory-set for EM-1 realism, the steam package offers a choice of 16 whistles, multiple variations of 6 bell types, 4 prototypical chuffs, 5 airpumps, and 4 dynamos plus cylinder cocks, grade crossing signal, blowdown, brake squeal/release, coupling/uncoupling, and water stop—all in 16-bit polyphonic sound.

Features include:

- DCC sound equipped with Econami™ Sound Value package
- dual-mode NMRA-compliant decoder
- die-cast boiler and frame
- twin brass flywheels
- all-wheel pickup in engine and tender
- soft white LED headlight and backup light
- separately applied handrails and stanchions
- detailed backhead
- traction-tire equipped
- chemically blackened wheels
- E-Z Mate® Mark II couplers



B&O® #7623 - LATER SMALL DOME
Item No. 80853



B&O® #7628 - LATER SMALL DOME
Item No. 80854



B&O® #7606 - EARLY LARGE DOME
Item No. 80855



B&O® #7618 - EARLY LARGE DOME
Item No. 80856



SPECTRUM®

N SCALE

STEAM LOCOMOTIVES

4-6-4 J-3a HUDSON STEAM LOCOMOTIVE (DCC ECONAMI™ SOUND VALUE-EQUIPPED)

Performs best on 11 25" radius curves or greater


Suggested price: \$516.00 each



As the 1920s progressed, the need for faster, more powerful locomotives to pull the *20th Century Limited* and other famous trains along the New York Central's Water Level Route from New York to Chicago became clear. The answer was delivered by the American Locomotive Company in 1927, as the 4-6-4 Hudson type entered service along its namesake Hudson River. The Hudson became an iconic symbol of both the New York Central and fast, luxury rail travel. Factory set for maximum realism and equipped with an Econami™ SoundTraxx® steam package, the locomotive offers a choice of 16 whistles, multiple variations of 6 bell types, 4 prototypical chuffs, 5 air pumps and 4 dynamos, plus cylinder cocks, grade-crossing signal, blowdown, brake squeal/release, coupling/uncoupling, water stop, and "all-aboard" announcements with coach door operation—all in 16-bit polyphonic sound.

Additional features include:

- DCC sound-equipped with Econami™ Sound Value package
- dual-mode NMRA-compliant decoder
- precision motor
- authentic Bopok-style drivers
- operating headlight and tender backup light
- completely hidden drive train
- gear drive
- separate detail parts, including bell, whistle, pop valves, and handrails
- die-cast chassis
- metal driver axle bearings
- E-Z Mate® Mark II couplers, front and rear; extra front dummy coupler in down position included



Econami™



NEW YORK CENTRAL #5405
(later, Gothic lettering)
Item No. 53651



NEW YORK CENTRAL #5420
(as delivered, Roman lettering)
Item No. 53652



NEW YORK CENTRAL #5426
(as delivered, Roman lettering)
Item No. 53653

N
SCALE

STEAM LOCOMOTIVES

NORFOLK & WESTERN CLASS J 4-8-4 (DCC ECONAMI™ SOUND VALUE-EQUIPPED)

Performs best on 12.5" radius curves or greater.

Suggested price: \$519.00 each



The "J" was the last mainline steam engine to run in the United States and continues to wow railfans in preservation today. Our N scale Class J is equipped with a SoundTraxx® Econami™ steam package. Factory-set for Class J 4-8-4 realism, the steam package offers a choice of 16 whistles, multiple variations of 6 bell types, 4 prototypical chuffs, 5 airpumps, and 4 dynamos plus cylinder cocks, grade crossing signal, blowdown, brake squeal/release, coupling/uncoupling, water stop, and "All aboard"/coach doors—all in 16-bit polyphonic sound.

Features include:

- DCC sound-equipped with Econami™ Sound Value package
- precision motor
- die-cast boiler, underframe, and tender frame
- separately applied detail parts and laser-cut exterior detailing
- die-cast finescale driver spokes
- E-Z Mate® Mark II coupler, rear



N&W #602
Item No. 53251



N&W #608
Item No. 53252



N&W #611
Item No. 53253



N
SCALE

STEAM LOCOMOTIVE

4-8-2 LIGHT MOUNTAIN LOCOMOTIVE (DCC ECONAMI™ SOUND VALUE-EQUIPPED)

Performs best on 12.5" radius curves or greater

Suggested price: \$439.00 each



Bachmann is delighted to offer this N scale 4-8-2 Light Mountain equipped with an Econami™ SoundTraxx® steam package. Factory-set for 4-8-2 realism, the steam package offers a choice of 16 whistles, multiple variations of 6 bell types, 4 prototypical chuffs, 5 airpumps, and 4 dynamos plus cylinder cocks, grade-crossing signal, blowdown, brake squeal/release, coupling/uncoupling, water stop, and "All aboard"/coach doors—all in 16-bit polyphonic sound.

Features include:

- DCC Econami™ sound-equipped
- dual-mode NMRA-compliant decoder
- precision motor
- operating headlight
- completely hidden drive train
- gear drive
- separate detail parts, including bell, whistle, pop valves, and handrails
- builder's plate
- E-Z Mate® Mark II coupler, rear; dummy coupler, front
- traction tires
- die-cast chassis
- metal driver axle bearings



NEW YORK, ONTARIO & WESTERN #405
Item No. 53455



FRISCO #1501
Item No. 53456



N SCALE

STEAM LOCOMOTIVES

BALDWIN 2-8-0 CONSOLIDATION LOCOMOTIVE (DCC ECONOMI™ SOUND VALUE-EQUIPPED)

Performs best on 11.25" radius curves or greater.

Suggested price: \$495.00 each



The 2-8-0 was created to haul heavy coal loads over the mountains of western Pennsylvania. It went on to become a popular heavy freight locomotive across the country and around the world. N scale modelers can enjoy the sounds of this workhorse with this DCC sound-equipped Consolidation. It comes equipped with the *Econami™ SoundTraxx™* steam package. Factory set for Baldwin 2-8-0 realism, the steam package also offers a choice of 16 whistles, multiple variations of 6 bell types, 4 prototypical chuffs, 5 airpumps, and 4 dynamos plus cylinder cocks, grade crossing signal, blowdown, brake squeal/release, coupling/uncoupling, water stop, and "All aboard"/coach doors—all in 16-bit polyphonic sound. Die-cast construction.

Features include:

- DCC sound-equipped with Econami™ Sound Value package
- precision motor
- operating headlight
- completely hidden drive train
- separate sanding lines



- separate detail parts, including bell, whistle, pop valves, and handrails
- builder's plate
- E-Z Mate® Mark II coupler, rear; dummy coupler, front



WESTERN PACIFIC™ #35
Item No. 51357



UNION PACIFIC™ #414
Item No. 51356



SOUTHERN #630
Item No. 51357



NEW YORK CENTRAL #1144
Item No. 51358

BALDWIN 2-8-0 CONSOLIDATION LOCOMOTIVE (DCC READY)

Performs best on 11.25" radius curves or greater.

Suggested price: \$395.00 each



BALTIMORE & OHIO™ #2810
Item No. 54151



ERIE #1679
Item No. 54152



FRISCO #1345
Item No. 54153



PENNSYLVANIA RAILROAD #7974
Item No. 54154

19TH CENTURY 4-6-0 (SOUNDTRAXX® ECONAMI™ DCC SOUND VALUE EQUIPPED)

Suggested price: \$439.00 each



The first steam locomotive to operate in North America with the 4-6-0 wheel arrangement entered service with the Philadelphia and Reading in 1847. More railroads would come to adopt the wheel arrangement in the following decades, finding greater tractive effort in the 4-6-0 than in the 4-4-0 predecessor. The Bachmann 19th Century 4-6-0 replicates these ornate early examples, coming equipped with Soundtraxx® Tsunami2™ DCC Sound on board.

Features include:

- Soundtraxx® Tsunami2™ DCC equipped for sound, speed, direction, and lighting control
- Dual-mode NMRA-compliant decoder for use on digital (DCC) or analog (DC) systems
- LED headlight with era-appropriate warm glow
- Die-cast chassis
- Wood or coal tender load per prototype
- Metal side rods
- Magnetically operated E-Z Mate™ Mark II couplers



Tsunami2



CENTRAL PACIFIC #57 "Bison" with WOOD LOAD

(illustration shown)
Item No. 51470



UNION PACIFIC® #1010 with COAL LOAD

(illustration shown)
Item No. 51471



BALTIMORE & OHIO® #147 "Thatcher Perkins" with COAL LOAD

(illustration shown)
Item No. 51472



PENNSYLVANIA RAILROAD #417 with COAL LOAD

(illustration shown)
Item No. 51473

N
SCALE

STEAM LOCOMOTIVE



PRAIRIE 2-6-2 & TENDER

Performs best on 11.25" radius curves or greater

Suggested price: \$159.00 each

- E-Z Mate® Mark II couplers, front and rear.



PENNSYLVANIA RAILROAD #2765

Item No. 51553



CB&Q #2090

Item No. 51556



BOSTON & MAINE #1504

Item No. 51559



NEW YORK CENTRAL #1920

Item No. 51561



SOUTHERN

Item No. 51572



SOO LINE #808

(illustration shown)

Item No. 51552

NEW



SANTA FE #2129

Item No. 51555



UNION PACIFIC® #1840

Item No. 51558



BALTIMORE & OHIO® #2451

Item No. 51560



WABASH #2075

(illustration shown)

Item No. 51565

NEW

N
SCALE

TRAM LOCOMOTIVES

USRA 0-6-0 SWITCHER & TENDER

Performs best on 11.25" radius curves or greater

Suggested price: \$137.00 each



PENNSYLVANIA RAILROAD #8491

(Illustration shown)
Item No. 50557



BALDWIN LOCOMOTIVE WORKS #26

Item No. 50554



BALTIMORE & OHIO* #1138

Item No. 50555



NP&S* #25 - CHRISTMAS

Item No. 50556



UNION PACIFIC* #4425

Item No. 50561



JERSEY CENTRAL #106

Item No. 50565



SANTA FE #2039

Item No. 50566



PAINTED, UNLETTERED - BLACK

Item No. 50598

N
SCALE

ELECTRIC LOCOMOTIVES

GG-1 ELECTRIC (DCC SOUND VALUE-EQUIPPED)

Performs best on 11.25" radius curves or greater.

Suggested price: \$399.00 each



Built in Altoona, Pennsylvania, between 1939 and 1943, the GG1 electric was the Pennsylvania Railroad's premier locomotive for fast passenger service on the Northeast Corridor between Washington, D.C., and New York City. Sporting a stylish carbody designed by renowned Art Deco era artist Raymond Loewy, the GG1 was the epitome of modern, fast passenger railroading for over 30 years, and is still recognized as an icon of mid-20th-century design today.

Features include:

- Authentic Pennsylvania Railroad design
- Die-cast frame
- 12-wheel drive
- Posable metal pantographs
- Separately applied ladders, horns, insulators, and metal uncoupling levers
- Soft white LED directional headlights
- Magnetically operated E-Z Mate® Mark II couplers



**PRR #4872 – SILVER with RED STRIPE
"CONGRESSIONAL"**
Item No. 65354



PENN CENTRAL #4853 – BLACK with WHITE LETTERING
Item No. 65355

GG-1 ELECTRIC (DCC READY)

Performs best on 11.25" radius curves or greater.

Suggested price: \$349.00 each

This DCC-ready model with die-cast frame has space for DCC decoder installation of your choice.



**PRR #4912
BRUNSWICK GREEN SINGLE STRIPE**
Item No. 65251



**PRR #4866 – SILVER with RED STRIPE
"CONGRESSIONAL"**
Item No. 65254



**PENN CENTRAL #4882 – BLACK
with WHITE LETTERING**
Item No. 65255

N
SCALE

MODEL LOCOMOTIVES

**SIEMENS ALC-42 DIESEL LOCOMOTIVE
(TCS WOWSOUND® DCC EQUIPPED)**

Performs best on 11.25" radius curves or greater

Suggested price: \$516.00 each



The future of long-distance passenger railroading is heading to N Scale. Based on the highly successful medium-distance SC-44 Charger, the ALC-42 displays a range of new features for cross-country service on America's most scenic and storied routes, including a unique nose design and cab door configuration. Bachmann's ALC-42 Charger has been developed in collaboration with Siemens Mobility, using original design documentation and prototype field recordings for maximum realism. Features include a TCS WOWSound® CD-quality 16-bit 44,100Hz decoder with Audio Assist® for easy configuration without CVs, and a Keep-Alive® device for uninterrupted operation, even over dirty track. The WOWSound® diesel-electric locomotive package includes an authentic horn, bell, prime mover, startup/shutdown, compressor, cooling fan, coupler close/release, brake release/application, crew alert, grade crossing quill, station announcements, and more.

WOWSound

Features include:

- Siemens approved design
- DCC sound-equipped for sound, speed, direction, and lighting control
- true CD quality audio in 16-bit 44,100Hz sound
- Keep-Alive® device that keeps your engine running during power interruptions due to dirty track or loss of electrical contact
- dual-mode NMRA compliant decoder
- directional headlights and marker lights
- interior corridor work lights

- voice-guided Audio Assist® programming tool for easy set-up of almost all decoder functionality
- steady/alternate flashing ditch lights
- die-cast frame with separately applied windshield wipers, grab irons and detail parts
- E-Z Mate® Mark II couplers



AMTRAK® #301
50th Anniversary "Day 1"
Item No. 68351



AMTRAK® #300
Phase VI
Item No. 68352



AMTRAK® #309
Phase VII
Item No. 68353



AMTRAK® #310
Phase VII
Item No. 68354



AMTRAK® #304
Phase VI
Item No. 68355

N
SCALE

DIESEL ELECTRIC

**SIEMENS SCV-42 CHARGER
(TCS DCC WOWSOUND® EQUIPPED)**

Suggested price: \$516.00 each



The latest in passenger railroading has arrived at VIA Rail Canada™ with the Siemens SCV-42 Charger. Designed to handle harsh Canadian winters while maintaining efficiency for fast corridor service, the SCV-42 is the new face of passenger transportation between major cities in eastern Canada including Windsor, Toronto, Montreal, and Quebec City. Features include a TCS WOWSound® decoder with Audio Assist® for easy configuration without CVs, and a Keep Alive® device for uninterrupted operation, even over dirty track. The WOWSound® diesel-electric locomotive package includes an authentic horn, bell, prime mover, startup/shutdown, Canadian station announcements, compressor, cooling fan, coupler close/release, brake release/application, crew alert, grade crossing quill, and more.

Features include:

- Siemens-approved design
- DCC sound-equipped for sound, speed, direction, and lighting control
- TCS true CD-quality audio in 16-bit 44,100Hz sound
- Keep-Alive® device that keeps your engine running during power interruptions due to dirty track or loss of electrical contact
- voice-guided Audio Assist® programming tool for easy setup of almost all decoder functionality
- dual-mode NMRA-compliant decoder for use on analog (DC) or digital (DCC) systems
- LED directional headlights and marker lights
- interior corridor work lights
- steady/alternate flashing ditch lights
- prototypical English/French passenger announcements
- die-cast frame with separately applied windshield wipers, grab irons, and detail parts
- E-Z Mate® Mark II couplers



VIA RAIL CANADA™ #2201
Item No. 69051

Separate-sale Siemens Venture passenger cars are available in the N rolling stock section as follows:

- Item No. 74556 - VIA Rail Canada™ Coach #2801
- Item No. 74557 - VIA Rail Canada™ Coach #2901
- Item No. 74558 - VIA Rail Canada™ Business #2601
- Item No. 74559 - VIA Rail Canada™ Business #2701
- Item No. 74560 - VIA Rail Canada™ Cab Car #2301 (with DCC-operated light and sound features)

N SCALE

DIESEL LOCOMOTIVES

SIEMENS SC-44 CHARGER (TCS WOWSOUND® EQUIPPED)

Performs best on 11.25" radius curves or greater.

Suggested price: \$516.00 each



Bachmann's DCC sound-equipped SC-44 Charger is arriving in N scale! Developed in collaboration with Siemens Mobility, our model uses original design documentation and prototype field recordings for maximum realism. The model includes a TCS WOWSound® decoder featuring Audio Assist® for easy configuration without programming CVs, and a Keep-Alive® device for uninterrupted operation, even over dirty track. The WOWSound® diesel-electric locomotive sound package includes an authentic horn, bell, prime mover, start-up/shutdown, compressor, cooling fan, coupler close/release, brake release/application, crew alert, grade crossing quill, departing and arriving station announcements, and more.

Features include:

- Siemens-approved design
- DCC sound-equipped for sound, speed, direction, and lighting control
- Keep-Alive® device that keeps your engine running during power interruptions due to dirty track or loss of electrical contact
- voice-guided Audio Assist® programming tool for easy set-up of almost all decoder functionality
- dual-mode NMRA-compliant decoder
- directional headlights



AMTRAK MIDWEST™ #4623
Item No. 67951



AMTRAK MIDWEST™ #4632
Item No. 67952



AMTRAK CASCADES® (WSDOT) #1403
Item No. 67954



**ALTAMONT CORRIDOR EXPRESS
(ACE) #3111**
Item No. 67955

WOWSound



**NORTH COUNTY TRANSIT DISTRICT
COASTER #5008**
Item No. 67956

**OFFICIAL
LICENSEE**



Amtrak, Amtrak Midwest, Amtrak Cascades, and the respective logos are service marks of the National Railroad Passenger Corporation. WSDOT, ACE, and COASTER marks used with permission.

N
SCALE

MODEL RAILROADS

**EMD SD40-2
(DCC ECONAMI™ SOUND VALUE EQUIPPED)**

Performs best on 11.25" radius curves or greater

Suggested price: \$395.00 each



Constructed from 1972 to 1989, the SD40-2 was by far the most successful of EMD's "Dash 2" series of road switchers. More than 4000 were produced, mostly for use within North America, although they have also seen use in Australia, South America, and elsewhere internationally. Their ability to handle both road freight and local switching operations ensures that they remain an essential locomotive for most major freight railroads to this day. The Bachmann SD40-2 returns to our N scale line with all new tooling, DCC Econami™ Sound Value On Board, and a range of authentic paint schemes for the modern era.

Features include:

- DCC sound equipped with Econami™ Sound Value package
- dual-mode NMRA-compliant decoder
- directional headlights with Rule 17 dimming
- precision motor
- flywheel
- die-cast frame
- separately applied detail parts
- E-Z Mate™ Mark II couplers



SANTA FE #5020
Item No. 67074



CSX® #8013
(Dark Future "HTM"™)
Item No. 67075



NORFOLK SOUTHERN #6160
(Thoroughbred)
Item No. 67076



UNION PACIFIC® #3450
Item No. 67077

GP40 DIESEL LOCOMOTIVE (DCC ECONOMI SOUND VALUE-EQUIPPED)

Performs best on 11.25" radius curves or greater


Suggested price: \$329.00 each



The GP40 was considered the top of EMD's four-axle line when first offered in the 1960s. It was visually distinguished from earlier GPs by three radiator fans along its long hood. Bachmann's N scale Sound Value model is SoundTraxx® Economizer™ equipped. Factory-set for GP40 realism, the diesel package offers a choice of 5 prime movers, 16 airhorns, multiple variations of 7 bell types, 2 air compressors, and 3 couplers plus a function-activated grade-crossing signal—all in 16-bit polyphonic sound. Economizer™ includes adjustable auto-notching sensitivity for prototypical operation, adjustable master volume and individual sound effect volume levels, advanced consisting, and more.

Features include:

- DCC sound-equipped with Economizer™ Sound Value package
- dual mode NMRCA compliant decoder
- directional headlights with Rule 17 dimming
- precision motor
- flywheel
- die cast frame
- fine-scale handrails
- illuminated number boards
- separately applied detail parts
- E-Z Mate® Mark II couplers, front and rear



UNION PACIFIC® #678
Item No. 66357



BNSF® #3013
Item No. 66358



CSX® #6007 (HTM™)
Item No. 66359



BURLINGTON NORTHERN® #3030
Item No. 66360



CSX® #6059
(Bright Future)
Item No. 66361



CPKC® #2843
(illustration shown)
Item No. 66362



WESTERN MARYLAND® #3799
(Citrus scheme; illustration shown)
Item No. 66363



NORFOLK SOUTHERN® #3090
Item No. 66364

N
SCALE

EMD GP40 DIESEL LOCOMOTIVE

EMD GP40 with OPERATING HEADLIGHTS

Performs best on 11.25" radius curves or greater

Suggested price: \$159.00 each



- directional headlights
- all wheel drive



CSX® #4451 (HTM™)
(with dynamic brakes)
Item No. 63500



UNION PACIFIC® #508
(without dynamic brakes)
Item No. 63502



BOSTON & MAINE #313
(without dynamic brakes)
Item No. 63504



NORFOLK SOUTHERN #3053
OPERATION LIFESAVER
(with dynamic brakes)
Item No. 63505



CONRAIL #3056
(with dynamic brakes)
Item No. 63506



ALASKA #3009
(with dynamic brakes)
Item No. 63509



BALTIMORE & OHIO® #3688
(with dynamic brakes)
Item No. 63571



CANADIAN NATIONAL #6425
(G.T.W., without dynamic brakes)
Item No. 63572



SANTA FE #2964
(with dynamic brakes; illustration shown)
Item No. 63573



MISSOURI KANSAS TEXAS™ #175
(without dynamic brakes; illustration shown)
Item No. 63574

N

SCALE

EMD GP38-2 DIESEL LOCOMOTIVE (DCC READY with NEXT18 SOCKET)

Performs best on 11.25" radius curves or greater

Suggested price: \$199.00 each



BNSF #2273
(with dynamic brakes)
Item No. 61751



CHESSIE SYSTEM® #4806
(with dynamic brakes)
Item No. 61752



MILWAUKEE ROAD #355
(without dynamic brake)
Item No. 61753



NORFOLK SOUTHERN #5612
(with dynamic brakes)
Item No. 61754

GE 44-TON SWITCHER (DCC EQUIPPED)

Suggested price: \$199.00 each



Built between 1940 and 1956, the General Electric 44-Ton Switcher was designed to replace steam locomotives in light freight duties, primarily finding use as yard switchers for class one railroads and industrial complexes. Among only a handful of locomotives permitted to operate with a single-person crew under common carrier regulations, the 44-Ton was also an appealing choice for shortlines. The reliability of the type ensured their longevity, and some can still be found in operation today, both on tourist railroads and in revenue service. The Bachmann N Scale 44-Ton Switcher returns with new road numbers and paint schemes never before offered in this scale.

Features include:

- Dual-mode NMRA-compliant decoder for DCC and analog operation
- LED directional headlights with Rule 17 dimming
- Precision motor

- Die-cast chassis
- Separately applied handrails and single chime horn
- Magnetically operated E-Z Mate® Mark II couplers
- Blackened metal wheels with RP25 contours

DCC
ON BOARD



BURLINGTON #9103
(illustration shown)
Item No. 68251



PENNSYLVANIA RAILROAD #9339
(illustration shown)
Item No. 68252



SANTA FE #462
(illustration shown)
Item No. 68253




WESTERN MARYLAND® #75
(illustration shown)
Item No. 68254

N
SCALE

BRILL TROLLEY with OPERATING HEADLIGHT and 8-WHEEL DRIVE

Performs best on 11.25" radius curves or greater.

Suggested price: \$87.00 each



CHRISTMAS
Item No. 61085



NEW ORLEANS
(Desire St.)
Item No. 61086




LOWELL #4131
Item No. 61088



ORANGE, CREAM & GRAY
Item No. 61089



CHICAGO
Item No. 61091



GREEN
Item No. 61093

**N
SCALE**

ROLLING STOCK

**VIA RAIL CANADA™ SIEMENS VENTURE CARS
with LIGHTED INTERIORS**

Performs best on 12.5" radius curves or greater



Running in fixed consists with Siemens SCV-42 Charger locomotives, Siemens Venture Cars are the new face of corridor rail service in eastern Canada, operating between Quebec City, Montreal, Toronto, and Windsor, Ontario.

Features include:

- Fully furnished and lighted interiors
- Separately-applied details
- Dual-mode DCC-operated horn, bell, and brake sounds, as well as headlight, ditch light, and marker light functionality on the cab car
- Roadname and car-specific exterior configurations
- E-Z Mate® Mark II magnetic knuckle couplers installed
- Optional close-couplers included
- Blackened machined metal wheels with RP25 contours



**NEW
LOOKING**

VIA RAIL CANADA™ COACH #2901

Item No. 74557 • Suggested price: \$153.00



**NEW
LOOKING**

VIA RAIL CANADA™ COACH #2801

Item No. 74556 • Suggested price: \$153.00



**NEW
LOOKING**

VIA RAIL CANADA™ BUSINESS #2601

Item No. 74558 • Suggested price: \$153.00



**NEW
LOOKING**

VIA RAIL CANADA™ BUSINESS #2701

Item No. 74559 • Suggested price: \$153.00



**NEW
LOOKING**

VIA RAIL CANADA™ CAB CAR #2301

(with dual-mode DCC-operated light and sound features; illustration shown)

Item No. 74560 • Suggested price: \$329.00



N
SCALE

ROLLING STOCK

**AMTRAK MIDWEST™ SIEMENS VENTURE
CARS with LIGHTED INTERIORS**
Performs best on 12.5' radius curves or greater.

Suggested price: \$153.00 each

OFFICIAL
LICENSEE



Siemens Venture Cars are the latest car type to operate on state-supported Amtrak® routes in Illinois, Indiana, Michigan, Missouri, and Wisconsin, offering modern amenities and comfort to passengers on various regional services.

Features include:

- Fully furnished and lighted interiors
- Separately-applied details
- Roadname and car-specific exterior configurations
- E-Z Mate® Mark II magnetic knuckle couplers installed
- Optional close-couplers included
- Blackened machined metal wheels with RP25 contours



NEW
100%
SCALE

AMTRAK MIDWEST™ COACH #4002
Item No. • 74561



NEW
100%
SCALE

AMTRAK MIDWEST™ COACH #4005
Item No. 74562



NEW
100%
SCALE

AMTRAK MIDWEST™ COACH #4009
Item No. 74563



NEW
100%
SCALE

AMTRAK MIDWEST™ COACH #4016
Item No. 74564

Amtrak, Amtrak Midwest, and the respective logos are service marks of the National Railroad Passenger Corporation.

N
SCALE

ROLLING STOCK

AMFLEET® I CAR with LIGHTED INTERIOR

Performs best on 12.5" radius curves or greater.

Suggested price: \$95.00 each



Developed by the Budd Company in the mid 1970s, the Amfleet® I was the first single-level passenger car designed exclusively for Amtrak®. With over 350 still in service across the United States today, it remains the backbone of Amtrak's single-level passenger car fleet and can be found on regional and intercity trains from coast to coast. Bachmann's N scale Amfleet® I features a fully detailed and lighted interior, all-metal wheels, and body-mounted E-Z Mate® Mark II couplers.



CAFÉ CAR #48177 - Phase VI
Item No. 14168



BUSINESS CLASS #81516 - Phase VI
Item No. 14169



COACH CLASS #82526 - Phase VI
Item No. 14170



COACH CLASS #82803 - Phase VI
Item No. 14171



COACH CLASS #82560 - Phase VI
Item No. 14172



COACH CLASS #82568 - Phase VI
Item No. 14173



COACH CLASS #82588 - Phase VII
Item No. 14174



COACH CLASS #82765 - Phase VII
Item No. 14175



CAFÉ CAR #43379 - Phase VII
Item No. 14176



CAFÉ/BUSINESS CLASS #48158 - Phase VII
Item No. 14177



N
SCALE

ROLLING STOCK

85' SMOOTH-SIDE COACH with INTERIOR LIGHTING

Suggested price, \$69.00 each



UNION PACIFIC® #5430
Item No. 14254



NORFOLK & WESTERN #1728
Item No. 14257



PENNSYLVANIA #4264
(Fleet of Modernism)
Item No. 14258



PENNSYLVANIA #4269
(Fleet of Modernism)
Item No. 14259



PENNSYLVANIA #4296
(Fleet of Modernism)
Item No. 14260



PENNSYLVANIA #4284
(Fleet of Modernism)
Item No. 14261



NEW YORK CENTRAL #2610
Item No. 14262



BALTIMORE & OHIO® "Price Hill"
Item No. 14263



PENNSYLVANIA #4280
Item No. 14264



ALL PRODUCTS ON THESE PAGES
EQUIPPED WITH BODY-MOUNTED
E-Z MATE® MARK II COUPLERS

N
SCALE

ROLLING STOCK

85' SMOOTH-SIDE OBSERVATION CAR with INTERIOR LIGHTING

Suggested price: \$69.00 each



NEW YORK CENTRAL #10633
Item No. 14355



PENNSYLVANIA "Metropolitan View"
(Fleet of Modernism)
Item No. 14356



UNION PACIFIC® #1576
Item No. 14357



BALTIMORE & OHIO®
(Chicago)
Item No. 14358




PENNSYLVANIA #1132
Item No. 14359

85' STREAMLINE FLUTED COACH with LIGHTED INTERIOR


Suggested price: \$69.00 each



SANTA FE #3083
Item No. 14755



BALTIMORE & OHIO®
Item No. 14753



PENNSYLVANIA RAILROAD #1572
(Oriole)
Item No. 14756





OLD-TIME PASSENGER CARS

Suggested price: \$39.00 each

In the late 1800s, railroads were spreading fast across North America. Trips that took days by stagecoach could now be completed in a few hours with far more relative comfort. Coach Cars were designed exclusively for passengers, while Baggage Cars were configured for transporting goods and mail. Other cars known as "Combines" were built to transport both passengers and cargo.

Features include:

- 19th-century design
- Separately applied end platform handrails and truss rods underneath the car
- Magnetically operated body-mounted E-Z Mate® Mark II couplers
- Blackened metal wheels with RP25 contours

BAGGAGE CARS



BALTIMORE & OHIO® #1181
(illustration shown)
Item No. 13360



CENTRAL PACIFIC #32
(illustration shown)
Item No. 13361



PENNSYLVANIA RAILROAD #5403
(illustration shown)
Item No. 13362



UNION PACIFIC® #1
(illustration shown)
Item No. 13363

COMBINE CARS



BALTIMORE & OHIO® #1080
(illustration shown)
Item No. 13551



CENTRAL PACIFIC #20
(illustration shown)
Item No. 13552



PENNSYLVANIA RAILROAD #4639
(illustration shown)
Item No. 13553



UNION PACIFIC® #15
(illustration shown)
Item No. 13554

COACH CARS



BALTIMORE & OHIO® #1083
(illustration shown)
Item No. 13451



CENTRAL PACIFIC #12
(illustration shown)
Item No. 13452



PENNSYLVANIA RAILROAD #3556
(illustration shown)
Item No. 13453



UNION PACIFIC® #29
(illustration shown)
Item No. 13454

N
SCALE

ROLLING STOCK

CANADIAN 4-BAY CYLINDRICAL GRAIN HOPPER

Suggested price: \$40.00 each



CANADIAN NATIONAL - DEMONSTRATOR
#370708
Item No. 19151



SANTA FE #314783
Item No. 19152



SASKATCHEWAN
WHEAT HERALD #397387
Item No. 19153



GOVERNMENT OF CANADA
#604301 - RED
Item No. 19154



ALBERTA - EDMONTON #396444
Item No. 19155



POTASH #1455
Item No. 19156



ALBERTA - VERMILLION RIVER #396329
Item No. 19158

CANADIAN 4-BAY CYLINDRICAL GRAIN HOPPER (continued)



SCOULAR #1687
Item No. 19160



CANADIAN NATIONAL #377375 - OXIDE RED
Item No. 19161



CANADIAN NATIONAL #382005
Item No. 19163



GREAT NORTHERN #171021
Item No. 19164



CANADIAN PACIFIC #386538
Item No. 19165



**GOVERNMENT OF CANADA
ORANGE & YELLOW #605580**
Item No. 19166



CP RAIL #388500
Item No. 19177



CANADA GRAIN #606902
Item No. 19181



GOVERNMENT OF CANADA #106068
Item No. 19184



ALBERTA - HERITAGE FUND #396400
Item No. 19189

N
SCALE

ROLLING STOCK




ACF 56' 4-BAY CENTER-FLOW HOPPER

Suggested price: \$43.00 each



KANSAS CITY SOUTHERN #286476
Item No. 17556



CSX* #256436
Item No. 17557



GREAT NORTHERN #171304 - GLACIER GREEN
Item No. 17561



CONTINENTAL POLYMERS #3000
Item No. 17562



HAMMOND PLASTICS #58468
Item No. 17563



SANTA FE #101414
Item No. 17564



CP RAIL #388511
Item No. 17565



CONRAIL #892056
Item No. 17566



CHICAGO & NORTH WESTERN™ #49043
Item No. 17567

BETHLEHEM STEEL 100-TON 3-BAY HOPPER with REMOVABLE LOAD

Suggested price: \$55.00 each



Featuring blackened metal wheels with RP25 contours and E-Z Mate® Mark II couplers.




NORFOLK SOUTHERN #145275
Item No. 18754



PENNSYLVANIA POWER & LIGHT #286
Item No. 18755



CSX® #326162
Item No. 18756



WESTERN MARYLAND® #63894
Item No. 18757

40' QUAD HOPPER

Suggested price: \$42.00 each

Designed primarily for hauling coal in bulk-unit consists, the 40' Quad Hopper could also be found frequently on mixed freights. Coming in several paint schemes, the Bachmann 40' Quad Hopper will make a great addition to any N scale freight car collection.



Features include:

- all metal wheels
- body-mounted E-Z Mate® Mark II couplers
- precision graphics



CSX® #141946
(gray & yellow)
Item No. 73351



PENNSYLVANIA RAILROAD #175799
Item No. 73352



NORFOLK & WESTERN #12989
Item No. 73353



PEABODY COAL COMPANY #6687
Item No. 73354

N
SCALE

COAL HOPPER

USRA 55-TON 2-BAY HOPPER
with REMOVABLE COAL LOAD

Suggested price: \$43.00 each



CLINCHFIELD* #44257
Item No. 19554



CHESAPEAKE & OHIO* #62700
Item No. 19555



PENNSYLVANIA #705934
(Tuscan red)
Item No. 19558



WADDELL COAL #103
Item No. 19561



ERIE #159100
Item No. 19562



NICKEL PLATE ROAD #99027
Item No. 19563



WESTERN MARYLAND* #10911
(speed lettering)
Item No. 19564



READING #78847
Item No. 19565



WESTERN MARYLAND* #10956
(fast freight)
Item No. 19566



BALTIMORE & OHIO* #723039
Item No. 19567



VIRGINIAN #26056
(illustration shown)
Item No. 19568

ORE CAR

Suggested price: \$43.00 each



UNION PACIFIC® #64190
Item No. 18651



CP RAIL #375514
(Multimark)
Item No. 18652



DULUTH, MISSABE & IRON RANGE
MINERAL RED #71302
Item No. 18653



PENNSYLVANIA #14517 - TUSCAN RED
Item No. 18654



SOUTHERN PACIFIC™ #345047
OXIDE RED
Item No. 18656



PENNSYLVANIA #14515 - BLACK
Item No. 18657



NORFOLK & WESTERN #21996
Item No. 18658



CONRAIL #500625
Item No. 18659

N
SCALE

FOLIO 5055

TRACK-CLEANING 50' PLUG-DOOR BOXCAR

Suggested price: \$57.00 each



This Track-Cleaning 50' Plug Door Boxcar provides an efficient and economical way to clean your track. The car's exclusive dry cleaning system features a reusable track cleaning pad. Replacement pads are also available.

- E-Z Mate® Mark II couplers



UNION PACIFIC® #499191
Item No. 16366



WESTERN PACIFIC™ #56057
Item No. 16367



B&O® #478554
(blue & yellow)
Item No. 16368



CONRAIL #229657
Item No. 16369



CSX® #198271
Item No. 16370



NORFOLK SOUTHERN #650012
Item No. 16371



(left side)



(right side)

CANADIAN NATIONAL #401527
(Newsprint)
Item No. 16372



GREAT NORTHERN #36871
(cushioned ride)
Item No. 16373



SANTA FE #6157
(Ship and Travel Santa Fe)
Item No. 16374

NEW



**N SCALE TRACK CLEANING
REPLACEMENT PADS (2 per pack)**
Item No. 16999 • Suggested price: \$20.25

N
SCALE

ROLLING STOCK

HI-CUBE BOXCAR

Suggested price: \$47.00 each

Featuring blackened metal wheels with RP25 contours, E-Z Mate® Mark II couplers, and prototype-specific body and door styles.



ATSF #14044
(outside braced design)
Item No. 18251



MILWAUKEE ROAD #4603
(outside braced design)
Item No. 18255



NORTHERN PACIFIC #659997
(outside braced design)
Item No. 18256



UNION PACIFIC® #518169
(riveted design with plug door)
Item No. 18257



NORTH POLE & SOUTHERN® #112158 - TOYS
(riveted design with plug door)
Item No. 18258



ALL PRODUCTS ON THESE PAGES
EQUIPPED WITH BODY MOUNTED
E-Z MATE® MARK II COUPLERS

N
SCALE

ROLLING STOCK

**ACF 50'6" OUTSIDE-BRACED
SLIDING-DOOR BOXCAR**

Suggested price: \$47.00 each

Operating sliding doors, 100-ton roller-bearing trucks,
and metal wheels.



MIDDLETOWN & NEW JERSEY #120682
Item No. 19653



**PORT ST. JOE ROUTE
(APALACHICOLA NORTHERN) #5219**
Item No. 19666



**THE BAY LINE
(ATLANTA & ST. ANDREWS BAY) #7107**
Item No. 19667



**NORFOLK SOUTHERN
(ORIGINAL) #2227**
Item No. 19668



CANADIAN NATIONAL #419097
Item No. 19669



RAILBOX #32482
Item No. 19670



DETROIT & MACKINAC #2463
(Yes Michigan)
Item No. 19671



PAN AM[®] RAILWAYS #31995
Item No. 19672



FLORIDA EAST COAST #23113
Item No. 19673



CSX[®] #129761
Item No. 19674

N
SCALE

HOLLAND-NDLR

AAR 40' STEEL BOXCAR

Suggested price: \$47.00 each



UP* - AUTOMATED RAILWAY #108848

Item No. 17053



BANGOR & AROOSTOOK #5227

Item No. 17056



NEW YORK, SUSQUEHANNA & WESTERN #503

(Suzy Q)
Item No. 17058



GREAT NORTHERN #39398

Item No. 17059



MISSOURI PACIFIC* "HERBIE"

Item No. 17060



PRR #92419 - MERCHANDISE SERVICE

Item No. 17061



BALTIMORE & OHIO* TIMESAVER #467603

Item No. 17064



**CHRISTMAS NP&S*
NORTH STAR PRESENT EXPRESS #212253**

Item No. 17071



WESTERN PACIFIC* #19507


(Feather Car)
Item No. 17072

ACF 50' STEEL REEFER

Suggested price: \$41.00 each



TROPICANA #742 - WHITE & GREEN
Item No. 17954



**AMERICAN REFRIGERATOR
TRANSIT CO.™ #3313**
Item No. 17955



TROPICANA #250 - ORANGE
Item No. 17956



**TROPICANA #13063
BLUE & SILVER**
Item No. 17960



NEW YORK CENTRAL #1006
Item No. 17961



FRUIT GROWERS EXPRESS #12109
(Solid Cold)
Item No. 17962



CANADIAN NATIONAL #235091
(Canadian beef)
Item No. 17963



N SCALE

ROLLING STOCK

ANIMATED STOCK CAR

Suggested price: \$54.00 each



Enjoy the fun action as four animal heads peek back and forth through windows on both sides of the car as it moves down the track. The car features blackened metal wheels and body-mounted E-Z Mate® knuckle couplers.



CB&Q #52105 with CATTLE
Item No. 19751



UNION PACIFIC® #43013 with HORSES
Item No. 19752



RIO GRANDE™ #34210 with CATTLE
Item No. 19753



NP&S® CHRISTMAS #12040 with REINDEER
Item No. 19754

STOCK CAR

Suggested price: \$47.00 each



Stock Cars, also referred to as Cattle Cars, are a type of rolling stock used to transport livestock and larger animals between farms and other destinations. They were a common sight on railroads across North America from the late 1800s right up until the mid-1950s when trucking became more economical. The Bachmann Stock Car rekindles the heyday of these fascinating railcars with a selection of attractive and authentic paint schemes.



BALTIMORE & OHIO® #46110
Item No. 71563



CANADIAN NATIONAL #175019
Item No. 71564



NEW YORK CENTRAL #2038
Item No. 71565



PENNSYLVANIA RAILROAD #128781
Item No. 71566



OLD-TIME WATER TANK CAR

Suggested price: \$39.00 each



WESTERN & ATLANTIC #138
Item No. 15551



CENTRAL PACIFIC #213
Item No. 15552



UNION PACIFIC* #503
Item No. 15553



U.S. MILITARY RAILROAD #110
Item No. 15554



GREAT NORTHERN #647
Item No. 15555



ROCK ISLAND #481
Item No. 15556

N
SCALE

ROLLING STOCK

CHEMICAL TANK CAR

Suggested price: \$48.00 each



In addition to carrying essential liquids such as water, oil, and gasoline, tank cars also provide a safe and efficient means of transportation for hauling industrial chemicals. Due to the potentially volatile and sometimes corrosive nature of certain chemicals, these tank cars were designed to feature tougher construction and a specialized dome to provide greater protection for both the contents of the cars and those handling them. The Bachmann Chemical Tank Car incorporates new and existing tooling to replicate these cars in N Scale and includes different dome styles per prototype, authentic paint schemes, E-Z Mate® Mark II couplers, and blackened, machined metal wheels.

Features include:

- new and existing tooling
- highly detailed painted bodies with precision graphics
- small or large dome style per prototype
- magnetically operated E-Z Mate® Mark II couplers
- blackened machined metal wheels with RP25 contours



DIAMOND CHEMICALS #19418 with SMALL DOME

Item No. 75851



PENN SALT #237 with SMALL DOME

Item No. 75852



HOOKER CHEMICALS #15684 with LARGE DOME

Item No. 75853



ENGELHARD #11961 with LARGE DOME

Item No. 75854

N
SCALE

3-DOME TANK CAR


Suggested price: \$40.00 each



CHEMCELL #54442
Item No. 17152



NORTHERN CALIFORNIA WINERIES #6302
Item No. 17153



CARBIDE AND CARBON CHEMICALS #307
Item No. 17155



PROTEX INDUSTRIES #1055
Item No. 17160



DESOTO CHEMICAL COATINGS #3448
Item No. 17161



**CHRISTMAS NP&S® - NORTH POLE
EGGNOG CO. #4126**
Item No. 17162



PHILADELPHIA QUARTZ CO. #603
Item No. 17163



TRANSCONTINENTAL OIL CO. #963
Item No. 17164

N
SCALE

ROLLING STOCK

ACF 36'6" 10,000-GALLON SINGLE-DOME TANK CAR

Suggested price: \$39.00 each

Features include:

- separate handrails and ladders
- detailed brake rigging, air cylinders, and brake wheel



CLARK #9489
Item No. 17857



QUAKER STATE #746
Item No. 17858



ALLEGHENY REFINING #1800
Item No. 17861



UNION PACIFIC® POTABLE WATER #909971
Item No. 17864



TEXACO #6301
Item No. 17865



BELL #20389
Item No. 17867




HARTOL #407
Item No. 17868



BEE HIVE CORN SYRUP #49101
Item No. 17869



C. F. SIMONIN'S SONS #20000
Item No. 17870



WARREN PETROLEUM #5220
(Illustration shown)
Item No. 17871

N
SCALE

ROLLING STOCK

40' GONDOLA
with REMOVABLE COAL LOAD EXCEPT as NOTED

Suggested price: \$35.00 each



ATSF #64999
(red oxide)
Item No. 17251



BURLINGTON NORTHERN #500043
(black)
Item No. 17252



PRR #390252
(Tuscan red)
Item No. 17253



DENVER & RIO GRANDE WESTERN™ #50435
(black)
Item No. 17254



CSX® #484155
Item No. 17255




BETHLEHEM STEEL #46636
Item No. 17256



CANADIAN NATIONAL #149930
Item No. 17257



SOUTHERN #1227
Item No. 17258



LOUISVILLE & NASHVILLE® #40594
(traction motor car without load;
illustration shown)
Item No. 17259



CHRISTMAS NP&S® #40230
(North Pole Snowballs with Snowball load;
illustration shown)
Item No. 17260

N SCALE

ROLLING STOCK

52'6" DROP-END GONDOLA

Suggested price: \$46.00 each



First appearing in the 1920s, the Drop-End Gondola allowed for increased loading flexibility. The ends of the car would fold inwards, allowing loads that were longer than the length of the car to be carried, such as pipes or rails. The Bachmann 52'6" Drop-End Gondola comes in a variety of authentic paint schemes. Each car arrives fully assembled, featuring a highly detailed painted body with posable drop-end gates for realistic operation, blackened machined metal wheels with RP25 contours, magnetically operated E-Z Mate[®] couplers, and added weight for optimum tracking performance.



FRISCO #61678

Item No. 73970



GREAT NORTHERN #72826

Item No. 73971



NEW YORK CENTRAL #501884

Item No. 73972



UNION PACIFIC[®] #30868

Item No. 73973

OLD-TIME GONDOLA

Suggested price: \$35.00 each



WESTERN & ATLANTIC #121

Item No. 15451



BALTIMORE & OHIO[®] #1324

Item No. 15452



VIRGINIA & TRUCKEE #105

Item No. 15453



LAKE SHORE & MICHIGAN SOUTHERN #13111

Item No. 15455



NEW YORK CENTRAL #47463

Item No. 15456

55' STEEL COIL CAR with COIL LOAD

Suggested price: \$65.00 each



Steel Coil Cars are specialized freight cars designed to carry rolls of sheet metal for industrial use. Early examples debuted in the 1960s, and today the cars are a common sight on freight trains across North America. These new additions to our N Scale line feature a newly tooled chassis, two prototypical hood styles replicating both early and more recent designs, and a load of six removable "steel" coils that can be placed in the prototypical cradles within the cars.

Features include:

- new and existing tooling
- highly detailed painted bodies with precision graphics
- two prototypical styles of removable hoods
- load of six removable coils
- magnetically operated E-Z Mate® Mark II couplers
- blackened machined metal wheels with RP25 contours



BNSF #534157
with **ROUNDED HOOD**
Item No. 71451




CSX® #496172
with **ROUNDED HOOD**
Item No. 71452



CONRAIL #628021
with **ANGLED HOOD**
Item No. 71453



NORFOLK & WESTERN #169796
with **ANGLED HOOD**
Item No. 71454



UNION PACIFIC® #249225 with **ROUNDED HOOD**
(illustration shown)
Item No. 71455



BALTIMORE & OHIO® #8379 with **ANGLED HOOD**
(illustration shown)
Item No. 71456



52' CENTER-DEPRESSED FLATCAR with SHERIDAN TANK

Suggested price: \$56.00 each

Featuring blackened metal wheels with RP25 contours and *E-Z Mate*® Mark II couplers.



BLACK with GREEN SHERIDAN TANK
Item No. 71386



DESERT CAMO with SHERIDAN TANK
Item No. 71387




GREEN CAMO with SHERIDAN TANK
Item No. 71389

52' CENTER-DEPRESSED FLATCAR




FRISCO #3900
Item No. 71389 • Suggested price: \$33.00



NEW YORK CENTRAL #498991
Item No. 71390 • Suggested price: \$33.00



L&N® #113202 with MISSILE
Item No. 71391 • Suggested price: \$44.00



PAINTED UNLETTERED with BOILER
Item No. 71395 • Suggested price: \$36.00



OLIVE DRAB MILITARY with MISSILE
Item No. 71396 • Suggested price: \$44.00



DESERT MILITARY with MISSILE
Item No. 71397 • Suggested price \$44.00



PAINTED UNLETTERED - BLACK
Item No. 71399 • Suggested price \$32.00



52' FLATCAR

Suggested price: \$38.00 each



Used to haul oversized loads such as vehicles, industrial materials, or railroad maintenance equipment, 52' Flatcars were a common sight on mid-to-late 20th Century freight consists throughout North America. The Bachmann 52' Flatcar comes ready-to-run with metal wheels and body-mounted E-Z Mate® Mark II couplers.



ATSF #90852
Item No. 17351



CSX® #602360
Item No. 17352



PENNSYLVANIA RAILROAD #475465
Item No. 17353



UNION PACIFIC® #58259
Item No. 17354



CP RAIL #301565
Item No. 17355



NORFOLK & WESTERN #32804
Item No. 17356



BURLINGTON NORTHERN #612779
Item No. 17357

ACF 40' DIE-CAST LOG CAR

Suggested price: \$47.00 each



1906 - 1935 VERSION
Item No. 18351



1935 - 1960 VERSION
Item No. 18352

250-TON CRANE & BOOM TENDER

Suggested price, \$89.00 each

Critical to the maintenance departments of most major 20th century railroads, steam-powered Crane Cars and Boom Tenders provided the means to lift and maneuver heavy equipment, from track and bridge sections to railcars being recovered from a derailment. Returning to our N Scale line with new paint schemes and road numbers, Bachmann's Crane and Boom Tender feature a fully assembled 250-ton steam crane & separate car with boom tender. The crane can swivel 360 degrees for complete prototypical action and be raised and lowered to suit your scene.

Crane car features:

- Detailed painted chassis, cab, and boom arm with precision graphics
- Crane swivels 360 degrees
- Removable link adjusts the boom position and raises/lowers the hook
- Detailed underframe
- Magnetically operated body-mounted E-Z Mate® Mark II couplers
- Blackened metal wheels with RP25 contours

Boom Tender features:

- Lowered body height for improved appearance
- Separately applied brake wheel, chimney, and railroad tie load
- Detailed underframe with separately applied truss rods
- Magnetically operated body-mounted E-Z Mate® Mark II couplers
- Blackened metal wheels with RP25 contours



MAINTENANCE OF WAY

(illustration shown)
Item No. 16151



PENNSYLVANIA RAILROAD

(illustration shown)
Item No. 16152



SANTA FE

(blue and yellow; illustration shown)
Item No. 16153



UNION PACIFIC®

(black and green; illustration shown)
Item No. 16154

N
SCALE

ROLLING STOCK

36' WIDE-VISION CABOOSE

Suggested price: \$39.00 each



SANTA FE #999771
Item No. 70754



CSX® #3180
Item No. 70755



NORFOLK SOUTHERN #X501
Item No. 70756



CHESSIE SYSTEM® #903237
Item No. 70758



CHESAPEAKE & OHIO® #3260
Item No. 70762



RIO GRANDE™ #1511
Item No. 70763



CP RAIL #434109
Item No. 70764



ALASKA #1093
Item No. 70769



CONRAIL #22138
Item No. 70770



MKT™ #127
Item No. 70771

N
SCALE

FEATURE TRACK

NORTHEAST STEEL CABOOSE

Suggested price: \$52.00 each



PAINTED, UNLETTERED - CABOOSE RED
Item No. 16856



LEHIGH VALLEY #95002
Item No. 16867



LACKAWANNA #889
Item No. 16868



CONRAIL #18726
Item No. 16869



JERSEY CENTRAL LINES #91515
Item No. 16870



CHESSIE SYSTEM® #1836
(illustration shown)
Item No. 16871



UNION PACIFIC® #261531
(MCW - Operation Lifesaver; illustration shown)
Item No. 16872



WESTERN MARYLAND® #1858
Item No. 16873

OLD-TIME BOBBER CABOOSE

Suggested price: \$35.00 each



UNION PACIFIC®
Item No. 15751



SANTA FE
Item No. 15753



PENNSYLVANIA LINES
Item No. 15754



DURANGO & SILVERTON #0505
Item No. 15757



PAINTED, UNLETTERED - RED
Item No. 15758



DENVER & RIO GRANDE™ #49
Item No. 15759

E-Z TRACK® with CONCRETE TIES

Now available in N Scale, our Concrete Tie Track with Nickel Silver Rails will look the part on any modern-era mainline railroad or commuter transit system.



11.25" RADIUS CURVED TRACK

Item No. 44001 • (5/card)
Suggested price: \$20.00




10" STRAIGHT TRACK

Item No. 44015 • (5/card)
Suggested price: \$25.00



10" STRAIGHT TERMINAL RERAILER with WIRE

Item No. 44020 • (1/card)
Suggested price: \$16.50




REMOTE TURNOUT - LEFT

Item No. 44061 • (1/card)
Suggested price: \$66.00



REMOTE TURNOUT - RIGHT

Item No. 44062 • (1/card)
Suggested price: \$66.00



Concrete Tie E-Z Track®

All N Scale E-Z Track® on these pages feature code 80 rails.

PLUG-IN 3' POWER WIRE RED

Item No. 44477
Suggested price: \$11.00
(1/card)

Connects Bachmann
speed controller
to E-Z Track®
terminal
track section.



PLUG-IN 10' POWER EXTENSION WIRE - RED

Item No. 44498
Suggested price: \$16.50
(1/card)



PLUG-IN 10' REMOTE SWITCH EXTENSION WIRE - GREEN

Item No. 44598
Suggested price: \$21.00
(1/card)



5" STRAIGHT TERMINAL RERAILER WITH WIRE

(not shown)
Item No. 44810
Suggested price: \$15.95



QUARTER SECTION 11.25" RADIUS CURVED TRACK

Item No. 44831
Suggested price: \$16.50
(6/card)



HALF SECTION 11.25" RADIUS CURVED TRACK

Item No. 44821
Suggested price: \$20.00
(6/card)



11.25" RADIUS CURVED TRACK

Item No. 44801
Suggested price: \$20.00
(6/card)



6 pieces
of track
make
up one
half
(180°)
of an
11.25"
radius
circle


11.25" RADIUS TERMINAL RERAILER with WIRE

Item No. 44802
Suggested price: \$15.50
(1/card)



QUARTER SECTION 12.50" RADIUS CURVED TRACK

Item No. 44832
Suggested price: \$15.50
(6/card)



HALF SECTION 12.50" RADIUS CURVED TRACK

Item No. 44822
Suggested price: \$20.00
(6/card)



12.50" RADIUS CURVED TRACK

Item No. 44852
Suggested price: \$26.50
(6/card)



14" RADIUS CURVED TRACK

Item No. 44853
Suggested price: \$28.00
(6/card)



QUARTER SECTION 15.50" RADIUS CURVED TRACK

Item No. 44834
Suggested price: \$19.75
(6/card)



N SCALE

SNAP-FIT RAILROAD TRACK

15.50" RADIUS CURVED TRACK

Item No. 44854
Suggested price: \$28.00
(6/card)




QUARTER SECTION 17.50" RADIUS CURVED TRACK

Item No. 44835
Suggested price: \$18.75
(6/card)



HALF SECTION 17.50" RADIUS CURVED TRACK

Item No. 44825
Suggested price: \$20.00
(6/card)



17.50" RADIUS CURVED TRACK

Item No. 44855
Suggested price: \$23.75
(6/card)



QUARTER SECTION 19" RADIUS CURVED TRACK

Item No. 44836
Suggested price: \$14.25 (6/card)



HALF SECTION 19" RADIUS CURVED TRACK

Item No. 44856
Suggested price: \$18.75
(6/card)



19" RADIUS CURVED TRACK

Item No. 44804
Suggested price: \$27.50
(6/card)



6 pieces
of track
make up
one quarter
(90°)
of a 19"
radius
circle.

ASSORTED SHORT CONNECTOR SECTIONS

(two each .75", .875",
1.125", and 1.5" per card)
Item No. 44899
Suggested price: \$28.50



ASSORTED SECTIONS STRAIGHT TRACK

(two each 4.50", 2.25",
and 1.125" per card)
Item No. 44829
Suggested price: \$34.75



5" STRAIGHT TRACK

Item No. 44811
Suggested price: \$21.00
(6/card)



10" STRAIGHT TRACK

Item No. 44815
Suggested price: \$32.00
(6/card)



10" STRAIGHT TERMINAL RAILER with WIRE

Item No. 44820
Suggested price: \$15.95
(1/card)



10" STRAIGHT with UNDER TRACK TERMINAL

Item No. 44897
Suggested price: \$18.75
(1/card)



30 DEGREE CROSSING

Item No. 44840
Suggested price: \$29.75
(1/card)

This 30 Degree Crossing can
be used to create a "Figure
8" track configuration.

To make a
46.5" x 24"

Figure 8
you also
need:
21 pieces
of 11.25"
Radius
Curved
Track,
1 piece
11.25"
Radius
Curved
Railer

and
4 pieces 2.25"
Straight Track.



45 DEGREE CROSSING

Item No. 44843
Suggested price: \$29.75
(1/card)



N SCALE

SMART E-Z TRACK

All N Scale E-Z Track® on these pages feature code 80 rails. The analog turnouts shown (non-DCC) require 16V AC or DC accessory power supply for operation. Item No. 44219 16V DC Multi-Accessory Power Supply (found in the Power Pack section) is recommended for operation. You can also upgrade to DCC turnout operation with Item No. 44949 as shown in this section.

60 DEGREE CROSSING

Item No. 44842
Suggested price: \$29.75
(1/card)



90 DEGREE CROSSING

Item No. 44841
Suggested price: \$29.75
(1/card)

The 90 Degree Crossing can be used to create a basic Figure 8. To make a 54" x 23.5" Figure 8 you also need: 17 pieces 11.25" radius curved track, 1 piece 11.25" radius curved terminal railer, and 4 pieces 10" straight track.



REMOTE TURNOUT - LEFT

Item No. 44861
Suggested price: \$65.00
(1/card)



REMOTE TURNOUT - RIGHT

Item No. 44862
Suggested price: \$65.00
(1/card)



#4 TURNOUT - LEFT

Item No. 44863
Suggested price: \$73.75
(1/card)



#4 TURNOUT - RIGHT

Item No. 44864
Suggested price: \$73.75
(1/card)



#6 TURNOUT - LEFT

Item No. 44859
Suggested price: \$74.75
(1/card)



#6 TURNOUT - RIGHT

Item No. 44860
Suggested price: \$74.75
(1/card)



#6 SINGLE CROSSOVER TURNOUT - LEFT

Item No. 44875
Suggested price: \$132.00
(1/card)



#6 SINGLE CROSSOVER TURNOUT - RIGHT

Item No. 44876
Suggested price: \$132.00
(1/card)



HAYES BUMPERS

Item No. 44891
Suggested price: \$22.50
(2/card)



BULK NICKEL SILVER/GRAY ROADBED E-Z TRACK® by the carton

Item No. 44880	11.25" RADIUS CURVED TRACK - BULK (50 pieces per carton)	Suggested price: \$137.50
Item No. 44881	5" STRAIGHT TRACK - BULK (50 pieces per carton)	\$137.50
Item No. 44882	10" STRAIGHT TRACK - BULK (50 pieces per carton)	\$214.50
Item No. 44884	19" RADIUS CURVED TRACK - BULK (50 pieces per carton)	\$145.25
Item No. 44887	30" STRAIGHT TRACK - BULK (25 pieces per carton)	\$456.50

Suggested price:

E-Z® RAILER

Item No. 44892 • Suggested price: \$6.00

Lets you simply slide your N scale trains onto the track. Compatible with all N scale track systems.



DCC CONTROL BOX with TURNOUT DECODER

Item No. 44949 • Suggested price: \$45.00

This control box with turnout decoder allows you to upgrade your electrically operated analog turnouts to DCC quickly and easily. To upgrade, simply replace your analog switch box with this decoder-equipped control box. Once connected, you can assign a decoder address and operate the turnout through your DCC system. Compatible with N, HO, On30, and O scales.



(compatible with N, HO, On30, and O scales)


NICKEL SILVER E-Z TRACK® EXPANDER SET

Item No. 44893 • Suggested price: \$183.75

With the E-Z Track® Expander Set, you can add to the track included with our train sets or create new configurations of turnouts, branchlines, and double-track mainlines on your existing railroad. E-Z Track® lets you enjoy quick assembly on floors, tables, and carpets without the need for special tools or fasteners.

Set contains:

- 4 pieces 11.25" radius curved track
- 1 remote turnout-right
- 4 pieces 5" straight track
- 2 Hayes bumpers
- 1 remote turnout-left
- power wire



NICKEL SILVER E-Z TRACK® FIGURE 8 TRACK PACK

Item No. 44878 • Suggested price: \$112.25

Includes all the E-Z Track® you need to create a complete 54" x 23.5" Figure 8.

Set contains:

- 17 pieces 11.25" radius curved track
- 1 piece 11.25" radius curved terminal railer
- 4 pieces 10" straight track
- 90 degree crossing
- power wire



NICKEL SILVER E-Z TRACK® OVER-UNDER FIGURE 8 TRACK PACK

Item No. 44877 • Suggested price: \$112.25

Take your N scale layout to new heights with the E-Z Track® Over-Under Figure 8 Track Pack! This pack includes all you need to create a 47.25" x 22.5" over-under "figure 8" with its 16-piece graduated pier set, 20 pieces of 11.25" radius curved, and two pieces of 10" straight E-Z Track®.

Set contains:

- 19 pieces 11.25" radius curved track
- 1 piece 11.25" radius curved terminal railer
- 2 pieces 10" straight track
- 16-piece graduated pier set (1.875" vertical clearance under the tallest pier)
- power wire



NICKEL SILVER WORLD'S GREATEST HOBBY™ FIRST RAILROAD TRACK PACK

Item No. 44896 • Suggested price: \$329.00

It's never been easier to get started in model railroading! Our World's Greatest Hobby® First Railroad Track Pack contains all the track you need to build a 56" x 28" N scale track layout (shown at right). Also included is a copy of the DVD, *Building Your First Model Railroad*. Hosted by actor and model railroad enthusiast Michael Gross, this video features the construction of an HO scale model railroad with hints and tips that apply to every scale. Get on track for fun with the World's Greatest Hobby!



This 47-piece First Railroad Track Pack includes:

- Building Your First Model Railroad DVD, hosted by actor and model railroad enthusiast Michael Gross. (This video features the construction of an HO model railroad with hints and tips that apply to every scale.)
- twenty 11.25" radius curves
- nine 5" straights
- one 10" straight terminal rerailer
- four turnout controllers
- two Hayes bumpers
- two remote turnouts – left
- two remote turnouts – right
- four switch extension wires
- one red 10' extension wire
- two red power connection wires



NICKEL SILVER E-Z TRACK® AUTO-REVERSING SYSTEM

Item No. 44847 • Suggested price: \$229.00

Featuring our electronic auto-reversing E-Z Track®, this track set is the perfect solution for point-to-point passenger and freight transit on your layout. With a variable speed controller, you can determine the rate of travel and bring your town or city to life! Add-on track sections are also available separately (Item Nos. 44848 & 44849).

The Nickel Silver E-Z Track® Auto-Reversing Track System includes:

- 4 pieces of 5" straight auto-reversing E-Z Track®
- 4 pieces of 11.25" radius curved auto-reversing E-Z Track®
- 2 pieces of 5" straight E-Z Track®
- 2 Hayes bumpers
- power pack and variable speed controller
- illustrated instructions



ELECTRONIC AUTO-REVERSING NICKEL SILVER E-Z TRACK®

You can expand your point-to-point rail system with Electronic Auto-Reversing Nickel Silver E-Z Track®. Available in 5" straight sections and 11.25" radius curved sections, this electronically equipped track is specifically designed for the open-end track configuration of our auto-reversing track system, allowing you to go virtually anywhere in your layout.



AUTO-REVERSING 5" STRAIGHT

(6 per card)
Item No. 44848
Suggested price: \$58.00



AUTO-REVERSING 11.25" RADIUS CURVED

(6 per card)
Item No. 44849
Suggested price: \$58.00

Note: this track will not operate as reversing track unless it is used in conjunction with our N scale auto-reversing track system, Item No. 44847.

ROUNDHOUSE

Item No. 46701 • Suggested price: \$229.00 each

Developed in the steam era as an efficient means for storing and maintaining locomotives, roundhouses continue to be used today in both steam preservation and, in some cases, to house modern diesel locomotives. No matter which era you model, a roundhouse is the perfect setting to show off the locomotive roster on your railroad. Bachmann is pleased to introduce the Roundhouse to our N Scale accessory line, designed to work seamlessly with our Motorized Turntable (item no. 46799).



(HO model shown for illustrative purposes)

MOTORIZED TURNTABLE

Item No. 46799 • Suggested price: \$199.00

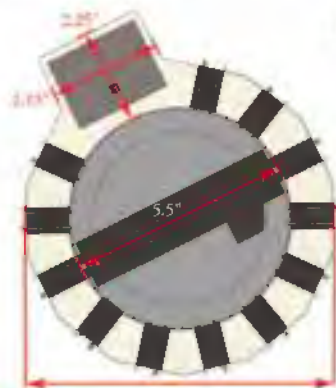
This DCC-ready N scale motorized turntable includes 12 indexed track positions, slow-speed gear drive, and direction control switch for easy operation on your railroad.

Features:

- 12 nickel silver track positions
- DCC-ready with 8-pin dummy plug
- slow-speed gear drive
- spring-loaded direction switch
- turntable indexed to each track section for accurate alignment
- painted maintenance building
- prototypical operator's cabin
- designed for use with Bachmann's E-Z Track®
- easily adaptable to other popular track systems



(Locomotive not included)



N
SCALE

E-Z TRACK® TRACK-POWERED BLINKING BRIDGE

Suggested price: \$34.75 each



SILVER
Item No. 44870



BLACK
Item No. 44873



E-Z TRACK® TRUSS BRIDGE
Item No. 44874
Suggested price: \$24.25



E-Z TRACK® TRUSS BRIDGE - OXIDE RED
Item No. 44889
Suggested price: \$24.25

E-Z TRACK® GIRDER BRIDGE with NICKEL SILVER RAILS

Suggested price: \$27.00 each

Send your N Scale trains over roads, rivers, or other rail lines with our new E-Z Track® Girder Bridge, painted and lettered in five attractive schemes.



UNLETTERED - OXIDE RED
Item No. 44651



CSX®
Item No. 44652



TAKE THE TRAIN
Item No. 44653



UNION PACIFIC®
Item No. 44654



NORFOLK SOUTHERN
Item No. 44655

MAGNET with BRAKEMAN FIGURE

Item No. 78998 • Suggested price: \$12.00

Undertrack magnet for operation of E-Z Mate® and similar couplers with a metal "glad hand."



E-Z TRACK® CROSSING GATE

Item No. 44879 • Suggested price: \$51.75

- gates automatically lower as train passes



(HO scale model shown for illustrative purposes)



16-PIECE E-Z TRACK® GRADUATED PIER SET

(1.875" vertical clearance under the tallest pier)

Item No. 44871 • Suggested price: \$36.00



8-PIECE E-Z TRACK® ALL-TALL PIER SET

(1.875" vertical clearance)

Item No. 44872 • Suggested price: \$30.75

E-Z TRACK® TRACK-POWERED FLASHING LED BUMPER

Item No. 44858 • Suggested price: \$36.00

The Track-Powered Flashing LED Bumper brings an extra degree of realism to your N scale E-Z Track® layout. Watch this prototypically detailed bumper come to life simply by adding power to your railroad.



MAGNETICALLY OPERATED E-Z MATE® MARK II COUPLERS with METAL COIL SPRINGS



**MAGNETICALLY OPERATED
E-Z MATE® MARK II COUPLERS - LONG**
(12 coupler pairs per card)
Item No. 78501 • Suggested price: \$42.00



**MAGNETICALLY OPERATED
E-Z MATE® MARK II COUPLERS - MEDIUM**
(12 coupler pairs per card)
Item No. 78502 • Suggested price: \$42.00



**MAGNETICALLY OPERATED
E-Z MATE® MARK II COUPLERS - SHORT**
(12 coupler pairs per card)
Item No. 78503 • Suggested price: \$42.00

FREIGHT TRUCKS



FRICTION BEARING FREIGHT TRUCKS
(without wheels)
12 truck pairs per card
Item No. 42534 • Suggested price: \$68.00



ROLLER BEARING FREIGHT TRUCKS
(without wheels)
12 truck pairs per card
Item No. 42535 • Suggested price: \$68.00



**FRICTION BEARING FREIGHT TRUCKS
with WHEELS**
6 truck pairs per card
Item No. 42536 • Suggested price: \$73.00



**ROLLER BEARING FREIGHT TRUCKS
with WHEELS**
6 truck pairs per card
Item No. 42537 • Suggested price: \$73.00

On30
SCALE

ELECTRIC TRAIN SETS

East Broad Top - The Rockhill Limited

NEW

an E-Z Track® set with E-Z Mate® couplers

Item No. 25026 • Suggested price: \$549.00

Commencing operations in 1872 to transport coal from the rich mountain deposits of central Pennsylvania, the East Broad Top Railroad also played an important role as a common carrier for passengers and carload freight. Following closure in 1956, the railroad was reopened as a tourist passenger operation which lasted until 2011 when the rails fell silent once again. In 2021, the railroad returned to service for a second time, with steam returning in 2023. Today, the line operates as the oldest and most complete surviving narrow gauge railroad east of the Mississippi. The Rockhill Limited pays tribute to both the history of the line and its role as a tourist railroad, featuring a 2-6-0 steam locomotive with operating headlight, a combine car and coach car in the railroad's current scheme, a 56" x 38" oval of snap-fit nickel silver E-Z Track®, and a power pack, speed controller, and illustrated instruction manual.



East Broad Top - Freight

an E-Z Track® set with E-Z Mate® couplers

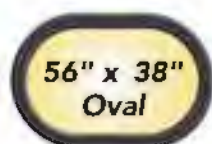
Item No. 25025 • Suggested price: \$549.00

Celebrating the East Broad Top Railroad's historic return to steam in 2023, the East Broad Top - Freight set is inspired by both the revenue-service mixed freights operated until the closure of the railroad as a common-carrier in the 1950s, and the recreation freights and photographer specials put on by the EBT Foundation on the reopened line today. The set features freight rolling stock based on cars original to the railroad that can still be found in the preserved collection, arriving complete with a 2-6-0 steam locomotive with operating headlight and tender with coal load, tank car, two-bay steel hopper, and caboose. Also included is a 56" x 38" oval of snap-fit E-Z Track®, magnetically operated E-Z Mate® couplers on all cars, power pack and speed controller, and an illustrated instruction manual.

Spectrum



SPECTRUM®



White Pass & Yukon

an E-Z Track® set with E-Z Mate® couplers

Item No. 25024 • Suggested price: \$549.00

Born out of the Klondike Gold Rush of the 19th century, the White Pass & Yukon line has ably handled freight and passenger traffic for more than 100 years. Today, the White Pass & Yukon thrives as a heritage railway, affording tourists close up views of the spectacular scenery of Alaska and British Columbia. The ready-to-run *White Pass & Yukon* comes complete with a 2-6-0 locomotive with operating headlight and tender with coal load, lighted combine, coach, and observation cars, 56" x 38" oval of snap-fit nickel silver E-Z Track®, magnetically operated E-Z Mate® couplers on all cars, power pack and speed controller, and illustrated instruction manual.

Spectrum



Village Streetcar Set - Christmas

with electronic auto-reversing nickel silver E-Z Track®

Performs best on 15" radius curves or greater.

Item No. 25017 • Suggested price: \$399.00

Our Village Streetcar Set features an electronic auto-reversing E-Z Track® system that's the perfect solution for point-to-point passenger transit on your layout. With a variable speed controller to determine the rate of travel, you can enjoy the ride while your town or city comes to life!

Features include:

- streetcar with headlights and lighted interior
- variable speed controller
- 4 pieces of 18" radius curved, auto-reversing E-Z Track®
- 3 pieces of 9" straight, auto-reversing E-Z Track®
- 1 piece of straight E-Z Track® with attached station house
- 1 Hayes bumper
- illustrated instruction manual



On30
SCALE

ELECTRIC TRAIN SETS



56" x 38"
Oval



Spectrum



ON30 — O SCALE NARROW GAUGE TRAINS THAT RUN ON HO TRACK

On30
SCALE

STREETCARS & E-Z TRACK®

CLOSED STREETCAR

(with headlights and lighted interior)

Performs best on 15" radius curves or greater.

Suggested price: \$199.00 each



Spectrum



SEASON'S GREETINGS

Item No. 25127



MERRY CHRISTMAS

Item No. 25129

ELECTRONIC AUTO-REVERSING NICKEL SILVER E-Z TRACK®

Suggested price: See E-Z Track® listings in the HO section of this catalog.

You can expand your auto-reversing train set or track system with Electronic Auto-Reversing Nickel Silver E-Z Track® sections. Available in 9-inch straight or 18-inch radius curved sections, this electronically equipped track is specifically designed for the open-end track configuration of our auto-reversing track system, allowing you to go virtually anywhere in your layout. Perfect for On30 streetcar operation.



AUTO-REVERSING 9" STRAIGHT

(4 per card)

Item No. 44548



AUTO-REVERSING 18" RADIUS CURVED

(4 per card)

Item No. 44549

Note: this track will not operate as reversing track unless it is used in conjunction with train set 25017, or with our auto-reversing track system, Item No. 44547

On30
SCALE

ROLLING STOCK

GONDOLA STYLE EXCURSION CAR

Suggested price: \$87.00 each

Spectrum



CUMBRES & TOLTEC

Item No. 26031



DURANGO & SILVERTON

Item No. 26032



EAST BROAD TOP

Item No. 26033



WHITE PASS & YUKON

Item No. 26034

SPECTRUM

3-BAY HOPPER with REMOVABLE LOAD

Suggested price: \$93.00 each

Spectrum



Designed and manufactured by the East Broad Top Railroad in their Orbisonia shops, the 3-Bay Hopper was built to enable the railroad to efficiently haul more tonnage of coal than was possible in their existing 2-Bay Hoppers. Today, many examples remain on the East Broad Top, seeing use on demonstration freights or maintenance trains, while a large number have found a second life further afield. From Colorado to Alaska, and even as far as Hawaii, the EBT 3-Bay Hopper can be found primarily in ballast service, helping to restore and maintain the right of way on numerous historic narrow gauge lines.

Features include:

- new and existing tooling
- highly detailed painted bodies with precision graphics
- separately applied details
- magnetically operated E-Z Mate® Mark II couplers
- blackened machined metal wheels with RP25 contours



EAST BROAD TOP #977 with COAL LOAD
Item No. 26571



DURANGO & SILVERTON #9328 with BALLAST LOAD
Item No. 26572



WHITE PASS & YUKON #680 with BALLAST LOAD
Item No. 26573



PAINTED UNLETTERED - OXIDE RED with COAL LOAD
Item No. 26574

2-BAY STEEL HOPPER (2 per box)

Suggested price: \$164.00 per box



Spectrum



EAST BROAD TOP #802 & #805

(no logo)

Item No. 27901



EAST BROAD TOP #807 & #808 with ACORN LOGO

Item No. 27902



CONSOLIDATED NARROW GAUGE RR

#3008 & #3074

Item No. 27903



PAINTED UNLETTERED - OXIDE RED

(with black trucks)

Item No. 27904

On30 SCALE

ROLLING STOCK

18' BOXCARS (2 per box)

Suggested price: \$153.00 per box

Spectrum



OXIDE RED, DATA ONLY
(two cars per box;
includes second set of doors)
Item No. 26501

ANIMATED STOCK CAR

Suggested price: \$99.00 each



Add whimsical animation to your On30 Scale freight consists with the Animated Stock Car. Based on a traditional 3' Stock Car design, this model features the Spectrum® level of quality you've come to expect, with added animal heads bobbing in and out of newly-tooled windows.

Features include:

- Newly tooled windows with animal heads installed
- Sliding, opening doors
- Detailed underframe
- Separately applied brake wheel
- Magnetically operated E-Z Mate® Mark II couplers
- Blackened metal wheels with RP25 contours

Spectrum



NEW

RIO GRANDE™ #5600 with CATTLE
(illustration shown)
Item No. 26580



NEW

COLORADO & SOUTHERN #7064 with HORSES
(illustration shown)
Item No. 26581



NEW

CHRISTMAS - NP&S® with REINDEER
(illustration shown)
Item No. 26582



NEW

PAINTED UNLETTERED - OXIDE RED with HORSES
(illustration shown)
Item No. 26583

GONDOLA

Suggested price: \$68.00 each



Spectrum



BLACK - DATA ONLY
Item No. 27298

18' FLATCAR (2 per box)

Suggested price: \$115.00 per box



Spectrum



OXIDE RED, DATA ONLY
(two cars per box)
Item No. 26511



BLACK, DATA ONLY
(two cars per box)
Item No. 26512

TRACK-CLEANING TANK CAR

Suggested price: \$99.00 each

Spectrum



Keep your rails clear of dust, dirt, and other debris with our first On30 Scale track-cleaning car. Based on a classic narrow gauge tank car design, this Spectrum® model arrives in several authentic paint schemes used on 3' gauge railroads in North America. Bachmann's track-cleaning car design provides an efficient and economical way to clean your track. The car's exclusive dry cleaning system features a reusable track cleaning pad. Track Cleaning Replacement Pads (Item No. 16949) are available.

Features include:

- Diecast cleaning pad holder
- Removable, dishwasher-safe dry cleaning pad
- Replacement track cleaning pads available (Item No. 16949)
- Detailed underframe
- Separately applied brake wheel
- Magnetically operated E-Z Mate® Mark II couplers
- Blackened metal wheels with RP25 contours



DURANGO & SILVERTON #0474
(fire suppression, illustration shown)
Item No. 27101



WHITE PASS & YUKON #53
(illustration shown)
Item No. 27102



PAINTED UNLETTERED - SILVER
(illustration shown)
Item No. 27103



PAINTED UNLETTERED - BLACK
(illustration shown)
Item No. 27104

SKELETON LOG CAR

Item No. 27391 • Suggested price: \$179.00



LOG SKIDDER (non-operating)

Item No. 27301 • Suggested price: \$65.00



**On30
SCALE**

ROLLING STOCK & ACCESSORIES

WOOD SIDE-DOOR CABOOSE

Suggested price: \$125.00 each

Spectrum



The perfect ending to your On30 train, this Caboose features metal wheels and E-Z Mate® Mark II couplers.



SANDY RIVER & RANGELEY LAKES #557
Item No. 26701



BELLEVUE & CASCADE #55
(Milwaukee Road)
Item No. 26702



PAINTED UNLETTERED - RED
(with green window trim)
Item No. 26703



PAINTED UNLETTERED - GRAY
Item No. 26704

SPECTRUM®

COMPLETE TRUCKS WITH WHEELS



ARCH BAR FREIGHT TRUCKS
Item No. 29901
Suggested price: \$25.00 per pair



DIE-CAST PASSENGER TRUCKS
Item No. 29902
Suggested price: \$25.00 per pair



**LONG WHEELBASE
ARCH BAR FREIGHT TRUCKS**
Item No. 29903
Suggested price: \$27.00 per pair



**LOW FRAME 4'1"
ARCH BAR FREIGHT TRUCKS**
Item No. 29904
Suggested price: \$27.00 per pair



VULCAN FREIGHT TRUCKS
Item No. 29905
Suggested price: \$25.00 per pair

Spectrum

**LARGE
SCALE**

THOMAS & FRIENDS™

**THOMAS
& FRIENDS**

Thomas with Annie & Clarabel (featuring digital sound)

NEW

with international-style hook-and-loop couplers

Item No. 90089 • Suggested price: \$659.00

Thomas and his loyal coaches Annie and Clarabel are carrying a number of very important passengers, and you're invited to join in their travel fun! A great way to begin your Large Scale Thomas and Friends™ collection, this ready-to-run electric train set with sound comes complete with Thomas the Tank Engine™ (with analog or DCC digital sound control* and moving eyes), Annie coach, Clarabel coach, 5'4" x 4'3" oval of track (14 pieces), wall pack and analog speed controller, and illustrated instruction manual.

Features include:

- Thomas the Tank Engine™ (with digital sound* and moving eyes)
- DCC sound-equipped
- 16-bit sound processor
- automatic dual-mode decoder for analog (DC) and DCC operation
- whistle, chuff, and cylinder blow down
- DCC and/or manual volume control with on/off switch
- DC-mode polarity switch for operation according to NMRA or Large Scale model railroading practices
- Annie coach with international-style hook-and-loop couplers
- Clarabel coach with international-style hook-and-loop couplers
- 5'4" x 4'3" oval of track (14 pieces)
- wall pack and analog speed controller*
- illustrated instruction manual



THOMAS & FRIENDS™ ACCESSORIES



LARGE SCALE THOMAS & FRIENDS™ DCC SOUND MODULE

Item No. 44958 • Suggested price: \$189.00

Bring the sounds of Sodor to life with this separate sale Sound Module for installation in your Large Scale Thomas & Friends™ engines! Solder pad installation and customer-supplied speaker required. 16-bit sound processor. Automatic dual-mode decoder for DCC/DC operation. Sound package includes whistle or bell per prototype, chuff, and cylinder blow down. Also controls customer-installed headlamp(s), if desired. Character sound suites available through DCC CV selection only. Character sound suites include Thomas, Percy, James, Edward, Henry, Gordon, Emily, Spencer, and Toby. Factory pre-set for Thomas. Approximate board dimensions: 60mm x 30mm x 15mm. Designed for Large Scale use only.





* An analog controller is included with this set for standard DC operation with sound. Bachmann E-Z Command® Plus or other NMRA-compliant digital control system required for DCC operation.

THOMAS & FRIENDS™ ACCESSORIES (continued)



SIR TOPHAM HATT (3" H)
Item No. 42443 • Suggested price: \$24.75



CONDUCTOR (3.25" H)
Item No. 42445 • Suggested price: \$28.50

LARGE SCALE

THOMAS & FRIENDS™

**THOMAS
& FRIENDS**

LARGE SCALE THOMAS & FRIENDS™ LOCOMOTIVES

The locomotives in this section are equipped with moving eyes and international-style hook and loop couplers as shown. Perform best on 4" diameter curves or greater.



THOMAS the TANK ENGINE™
(with moving eyes)
Item No. 91401 • Suggested price: \$379.00



PERCY the SMALL ENGINE
(with moving eyes)
Item No. 91402 • Suggested price: \$379.00



JAMES the RED ENGINE
(with moving eyes)
Item No. 91403 • Suggested price: \$469.00



EMILY
(with moving eyes)
Item No. 91404 • Suggested price: \$539.00

**LARGE
SCALE**

THOMAS & FRIENDS™

**THOMAS
& FRIENDS**

LARGE SCALE THOMAS & FRIENDS™ LOCOMOTIVES (continued)



TOBY the TRAM ENGINE
(with moving eyes)

Item No. 91405 • Suggested price: \$379.00



DIESEL

(with moving eyes)

Item No. 91407 • Suggested price: \$349.00



PAXTON

(with moving eyes)

Item No. 91408 • Suggested price: \$349.00



THOMAS THE TANK ENGINE™ - LBSC 70

(with moving eyes; HQ model shown for illustrative purposes)
Item No. 91411 • Suggested price: \$379.00

LARGE SCALE THOMAS & FRIENDS™ ROLLING STOCK

The rolling stock in this section is equipped with international style hook and loop couplers. Performs best on 4" diameter curves or greater.



ANNIE COACH

Item No. 97001 • Suggested price: \$148.00



CLARABEL COACH

Item No. 97002 • Suggested price: \$148.00



EMILY'S COACH

Item No. 97003 • Suggested price: \$148.00



EMILY'S BRAKE COACH

Item No. 97004 • Suggested price: \$148.00



RED COACH

Item No. 97005 • Suggested price: \$164.00



RED BRAKE COACH

Item No. 97006 • Suggested price: \$164.00


LARGE SCALE THOMAS & FRIENDS™ ROLLING STOCK (continued)



TOBY'S MUSEUM COACH
Item No. 97007 • Suggested price: \$164.00



TOBY'S MUSEUM BRAKE COACH
Item No. 97008 • Suggested price: \$164.00



TROUBLESOME TRUCK #1
Item No. 98001 • Suggested price: \$131.00



TROUBLESOME TRUCK #2
Item No. 98002 • Suggested price: \$131.00



SODOR FUEL TANK
Item No. 98004 • Suggested price: \$122.00



CARGO CAR
Item No. 98006 • Suggested price: \$122.00

LARGE SCALE THOMAS & FRIENDS™ ROLLING STOCK (continued)



S.C. RUFFEY
Item No. 98010 • Suggested price: \$122.00



ICE CREAM WAGON
Item No. 98015 • Suggested price: \$122.00



SPITEFUL BRAKE VAN
Item No. 98021 • Suggested price: \$122.00



TOFFEE TANKER
Item No. 98022 • Suggested price: \$122.00



WATER TANKER
Item No. 98023 • Suggested price: \$122.00



CHOCOLATE SYRUP TANKER
Item No. 98024 • Suggested price: \$122.00



MINING WAGON with LOAD - BLUE
Item No. 98025 • Suggested price: \$122.00

LARGE SCALE THOMAS & FRIENDS™ ROLLING STOCK (continued)



SODOR COAL CO. WAGON with LOAD
Item No. 98026 • Suggested price: \$122.00



SODOR SCRAP CO. WAGON
Item No. 98027 • Suggested price: \$122.00



BOX VAN - BRENDAM BAY SHIPPING CO.
Item No. 98028 • Suggested price: \$122.00



BOX VAN - MR. JOLLY'S CHOCOLATE FACTORY
Item No. 98029 • Suggested price: \$122.00



BOX VAN - FUNFAIR BLUE
(HO model shown for illustrative purposes)
Item No. 98030 • Suggested price: \$122.00

NEW



BOX VAN - FUNFAIR RED
(HO model shown for illustrative purposes)
Item No. 98031 • Suggested price: \$122.00

NEW



TIDMOUTH MILK TANKER
(HO model shown for illustrative purposes)
Item No. 98032 • Suggested price: \$122.00

NEW

**LARGE
SCALE**

ELECTRIC TRAIN SETS

Li'l Big Top

Item No. 90194 • Suggested price: \$325.00

Ladies and gentlemen and children of all ages will enjoy BIG circus fun with the *Li'l Big Top*! Featuring vintage *Ringling Bros.* and *Barnum & Bailey* graphics, the *Li'l Big Top* ready-to-run train set comes complete with an O-4-0 steam locomotive with operating headlight and coal tender, colorful gondola and caboose circus cars, hook-and-loop couplers on locomotive and cars, 4 3/8" circle of steel alloy track (12 pieces), power pack and speed controller, and illustrated instruction manual.



The Night Before Christmas™

Item No. 90037 • Suggested price: \$729.00

There is perhaps no other gift more fun to find under the Christmas tree than a brand new train. Delivering its promise of magic and delight is *The Night Before Christmas*™ train set. *The Night Before Christmas*™ comes complete with a 4-6-0 steam locomotive (with operating headlight, smoke, and speed-synchronized chuff sound), tender with coal load, gondola, bobber caboose, and Santa figure. Also included are a 5'4" x 4 3/8" oval of track (14 pieces), power pack and speed controller, and illustrated "Bach Man" instruction manual.



Note: Sound system requires one 9V battery for operation. Battery is not included.



©2026 Feld Entertainment, Inc., RINGLING BROS. AND BARNUM & BAILEY™ and THE GREATEST SHOW ON EARTH™ are trademarks of and are used under license from Ringling Bros.-Barnum & Bailey Combined Shows, Inc.



**LARGE
SCALE**

ELECTRIC TRAIN SETS & STEAM LOCOMOTIVES

Cowcatcher

Item No. 90040 • Suggested price: \$729.00

Whether they have two legs or four, a smooth ride is important to any rail passenger. The Cowcatcher ensures your livestock travels in comfort and style. Watch as four cow heads peek back and forth through stock car windows as the train navigates the track. This set comes complete with a Baldwin 4-6-0 steam locomotive (with operating headlight, smoke, and speed-synchronized chuff sound), tender with coal load, animated stock car with cattle, and bobber caboose. Also included is a 5'4" x 4'3" oval of track (14 pieces), power pack with speed controller, and an illustrated "Bach Man" instruction manual.

*Note: Sound system requires one
9V battery for operation.
Battery is not included.*



4-6-0 STEAM LOCOMOTIVE with METAL GEARS (DCC and Sound Ready)

Performs best on 4" diameter curves or greater.

Suggested price: \$1200.00 each



Bachmann's classic 4-6-0 steam locomotive has returned to the *Big Haulers*® line. Featuring a completely retooled tender body with more prototypical details along with metal gears and a durable Pittman® motor, the new ten-wheeler has more pulling power for your Large Scale layout.

Features include:

- powerful and durable Pittman® motor
- completely retooled tender body with more prototypical details and coal load
- advanced nonproprietary plug-and-play circuit board to accommodate the control system of your choice, including conventional DC power, NMRA/NEM DCC, and/or RC operation
- factory-installed speaker for easy installation of aftermarket sound systems
- metal gears
- die cast lead truck
- metal detail parts including handrails, piping, siderods, and wheels
- separately applied domes and smokestacks
- finescale backhead detail
- LED headlight and back up light
- smoke unit



D&RGW® #176 - BUMBLE BEE
Item No. 91803



Enjoy the fun action as four cow heads peek back and forth through windows as the car moves around the track.



4-6-0 STEAM LOCOMOTIVE with METAL GEARS
(DCC and Sound Ready; continued)



PAINTED, UNLETTERED – BLACK
Item No. 91804



NP&S[®] #1225 - CHRISTMAS
Item No. 91605

**LARGE
SCALE**

1:20.3 2-6-0 LOCOMOTIVE (DCC and Sound Ready)

Performs best on 5' diameter curves or greater.

Suggested price. \$1495.00 each

Spectrum



Features include:

- advanced nonproprietary plug-and-play electronic printed circuit board to accommodate the control system of your choice, including conventional DC power, NMRA/NEM DCC, and/or RC operation
- powerful precision-balanced can motor connected to an all-metal gearbox and gears with appropriate gear reduction for a six-wheel drive system with superior performance at realistic speeds
- fully operating Stephenson valve gear with operating piston valves, crosshead pumps with piping (per prototype), Johnson bar, and linkage
- fully equalized locomotive suspension system to provide super-smooth operation on uneven track
- electrical pickup from all drive wheels and both tender trucks
- two optical sensors, one in each cylinder, give you the option of adjusting the timing and count of steam chuffs
- factory-installed speaker with wire pigtail to allow easy installation of optional aftermarket sound
- two switches behind the smoke box door allow you to choose whether the headlight/firebox flicker and smoke generator are turned off or controlled by the device in the nonproprietary plug-and-play socket
- easy access to switches in the tender for motor power on/off and choice of track pickup or battery power operation according to NMRA or Large Scale railroading practices
- realistic coal or wood load in the tender per prototype
- strap or wood pilot per prototype
- option for either body-mounted or truck-mounted coupler height
- metal frame, drivers, hangers, driver leaf springs, siderods, piston rods, valve guides, guide rods, handrails, and piping
- brass-plated metal whistle
- machined brass pop valves and bell with metal clapper
- separate sanding lines
- cab details
- LED headlight
- load-synchronized LEDs in firebox for realistic fire glow
- complete backhead detail including steam gauge with piping, throttle, sight glass fittings, and operating firebox door
- engineer and fireman figures

1:20.3 2-6-0 LOCOMOTIVE (DCC and Sound Ready; continued)



GLENBROOK
Item No. 81486



EUREKA & PALISADE "Reveille"
Item No. 81487



DENVER & RIO GRANDE "Raton"
Item No. 81488



GRIZZLY FLATS "Emma Nevada"
Item No. 81489

LARGE SCALE

DIESEL LOCOMOTIVES

GE DASH 9 DIESEL LOCOMOTIVE (1:29 SCALE)

Performs best on 10' diameter curves or greater.

Suggested price. \$1700.00 each



The Dash 9 locomotive, keeping in line with additional locomotives produced under a "dash" name, was given its memorable moniker by General Electric upon its release in 1993. Simple and reliable, the model proved immensely popular, with over 2,500 in operation in the United States at its peak. Today, there's a good chance any Class I freight train you encounter will be led by a Dash 9. This locomotive enters Bachmann's *Big Haulers*® lineup featuring an advanced nonproprietary plug-and-play electronic printed circuit board to accommodate the control system of your choice, including conventional DC power, NMRA/NEM DCC, and/or RC operation.

Additional features include:


- advanced nonproprietary plug-and-play electronic printed circuit board to accommodate the control system of your choice, including conventional DC power, NMRA/NEM DCC, and/or RC operation
- 1:29 scale, 45mm gauge
- two three-axle ball-bearing power trucks
- two motors per truck with low amperage draw
- all-wheel pickup and all-wheel drive
- operating diesel smoke unit
- white LED directional headlights, front and rear
- lighted front ditch lights
- lighted front number boards
- interior cab lighting and interior cab details
- lighted porch, walkway and step safety lights
- solid-metal railings and lift rings
- opening side windows
- engineer figure installed inside cab
- windshield wipers, see-through steps, and MU hose detailing
- brass bell and brass Nathan KILLA horn
- operating AAR knuckle couplers
- extra weight for better performance
- factory-installed speaker with wire pigtail to allow easy installation of optional aftermarket sound
- power cables on each end to allow for battery operation or RC control from trailing car
- prototype-specific cab profiles
- detailed, authentic paint schemes
- length: 3.2"



NORFOLK SOUTHERN #9252
(Operation Lifesaver)
Item No. 90908



SANTA FE #625
(gull wing cab)
Item No. 90910



NORFOLK SOUTHERN #9915
(Thoroughbred, illustration shown)
Item No. 90916



NORFOLK SOUTHERN #9936
(Thoroughbred, illustration shown)
Item No. 90917

GE DASH 9 DIESEL LOCOMOTIVE (1:29 SCALE; continued)



UNION PACIFIC® #9573
(modern-era yellow sill; illustration shown)
Item No. 90918




UNION PACIFIC® #9798
(modern-era yellow sill; illustration shown)
Item No. 90919



SOUTHERN PACIFIC™ #8102
(illustration shown)
Item No. 90920



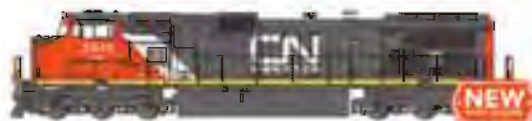
SOUTHERN PACIFIC™ #8105
(illustration shown)
Item No. 90921



CSX® #9005
(Bright Future; illustration shown)
Item No. 90922



CSX® #9039
(Bright Future; illustration shown)
Item No. 90923



CANADIAN NATIONAL #2646
(illustration shown)
Item No. 90924



CANADIAN NATIONAL #2657
(illustration shown)
Item No. 90925



BNSF #4617
(Heritage II; illustration shown)
Item No. 90926



BNSF #4875
(Heritage II; illustration shown)
Item No. 90927

EMD GP40 (1:29 SCALE)

Performs best on 5' diameter curves or greater.

Suggested price: \$1500.00 each



The GP40 is one of EMD's most successful 4-axle road switchers. Initially entering service in 1971, production lasted through 1986 when, after construction of almost 3000 units, the final GP40-2 was rolled off the production line. Today, the GP40 series continues to remain crucial to the switching and branch line needs of class one railroads, in addition to short lines and industrial operators. The Bachmann Large Scale GP40 arrives in 1:29 scale with realistic detail, a non-proprietary plug and play circuit board for the control system of your choice, and four authentic modern-era paint schemes.

Features include:

- advanced non-proprietary plug-and-play circuit board to accommodate the control system of your choice, including conventional DC power, NMRA/NEM DCC, and/or RC operation
- one motor per truck with low amperage draw
- operating diesel smoke unit
- white LED directional headlights, front and rear
- lighted front number boards
- interior cab lighting and interior cab details
- solid-metal railings and lift rings
- opening side windows
- windshield wipers, see-through steps, and MU hose detailing
- operating AAR knuckle couplers
- factory installed speaker with wire pigtail to allow easy installation of optional aftermarket sound



CSX® #4409
DARK FUTURE "HTM"™
Item No. 91901



NORFOLK SOUTHERN #3057
Item No. 91902



SANTA FE #2964
Item No. 91903



UNION PACIFIC® #864
Item No. 91904

**LARGE
SCALE**

MOTIVE POWER

CLOSED STREETCAR with METAL GEARS

Suggested price: \$425.00 each



The Bachmann Closed Streetcar returns to our *Big Haulers*® line with new metal gears for smooth and long-lasting operation. Based on streetcars typically found in North American cities between the late 1800s and early 1900s, the Closed Streetcar features operating headlights, a fully furnished and lighted interior with seats and hanging straps for standing passengers, poseable doors, and a non functional positionable metal trolley pole.

Features include:

- classic period design
- highly detailed painted body with precision graphics
- fully furnished, lighted interior with opening doors, seating, and hanging straps
- directional headlights
- separately applied details including control stands and end-platform gates



CHRISTMAS - NORTH POLE RAPID TRANSIT #12
Item No. 93943



UNITED TRACTION COMPANY #1833 - BLUE & CREAM
Item No. 93944

LARGE SCALE

MOTIVE POWER

EGGLINER MOTIVE POWER

Suggested price: \$275.00 each



These whimsical, colorful "Eggliners" are ready to celebrate the seasons and brighten your Large Scale railroad. Features operating headlights and marker lights.



LADYBUG
Item No. 96280



BUMBLE BEE
Item No. 96282



SANTA FE
Item No. 96284



D&RGW™
Item No. 96285



SCHOOL BUS with FLASHING ROOF LIGHT
Item No. 96288

EGGLINER MOTIVE POWER (continued)



MONARCH BUTTERFLY
Item No. 96289



FOOTBALL
Item No. 96290



HALLOWEEN
Item No. 96291




*Roof ghosts glow
in the dark!*



INDEPENDENCE DAY
Item No. 96292



EGG FORCE ONE
Item No. 96293



**LARGE
SCALE**


ROLLING STOCK

**JACKSON SHARP PASSENGER CARS
with TRACK-POWERED LIGHTING**

Suggested price: \$179.00 each



Ride in style! These classic passenger cars feature track-powered interior lighting and metal handrails.



COMBINE - GRIZZLY FLATS
Item No. 97105



COMBINE - DENVER & RIO GRANDE™
Item No. 97106



COMBINE - EUREKA & PALISADE
Item No. 97107



COACH - EUREKA & PALISADE
Item No. 97207



All Bachmann
Large Scale rolling
stock is equipped
with metal wheels.

TWO-BAY OFFSET HOPPER with REMOVABLE COAL LOAD (1:29 SCALE)

Suggested price: \$215.00 each



Designed by the American Association of Railroads as a standardized open hopper for transporting coal, the Two-Bay Offset Hopper could haul considerably larger loads than its predecessors. First appearing in the mid 1930s, these cars and future derivatives of the design would continue to operate in various capacities ranging from their original purpose of handling coal to hauling ore, ballast, and maintenance loads through the 1970s. Many examples of this popular design remain in existence to this day at museums and excursion railroads. The Bachmann Two-Bay Offset Hopper is scaled to standard gauge dimensions for operation alongside other models in our 1:29 Scale rolling stock line and features compatible AAR knuckle couplers.

Features include:

- Removable coal load
- Separately applied brake wheel
- Era appropriate trucks
- AAR knuckle couplers
- Blackened metal wheels



BALTIMORE & OHIO® #427220
(with removable coal load)
Item No. 94001



BALTIMORE & OHIO® #427313
(with removable coal load)
Item No. 94002



SOUTHERN #112621
(with removable coal load)
Item No. 94003



SOUTHERN #112846
(with removable coal load)
Item No. 94004



SANTA FE #180874
(with removable coal load)
Item No. 94005



SANTA FE #180917
(with removable coal load)
Item No. 94006



PAINTED UNLETTERED - BLACK
(with removable coal load)
Item No. 94007

BETHLEHEM STEEL 100 TON HOPPER (1:29 SCALE)

Suggested price: \$249.00 each



New Large Scale Bethlehem Steel 100 Ton Hoppers are arriving in 2023, ready to serve your unit-coal trains and modern mixed freights.

Features include:

- highly detailed painted bodies with precision graphics
- metal wheels and modern roller-bearing trucks
- operating AAR knuckle couplers
- 1:29 scale



PENNSYLVANIA POWER AND LIGHT #296

Item No. 93651



PENNSYLVANIA POWER AND LIGHT #275

Item No. 93655



CSX® #351365

Item No. 93652



CSX® #351279

Item No. 93656



NORFOLK SOUTHERN #146753

Item No. 93653



NORFOLK SOUTHERN #147120

Item No. 93657



UNION PACIFIC® #36297

Item No. 93654



UNION PACIFIC® #36263

Item No. 93658

LARGE SCALE

ROLLING STOCK

53' EVANS BOXCAR (1:29 SCALE)

Suggested price: \$255.00 each



Add to your modern Large Scale freight roster with the Evans 53' Boxcar featuring additional road numbers and paint schemes.

Features include:

- highly detailed painted bodies with precision graphics
- metal wheels and modern roller-bearing trucks
- operating AAR knuckle couplers
- 1:29 scale



SANTA FE #504043

Item No. 93570



CSX® #190840

Item No. 93571



NORFOLK SOUTHERN #460322

Item No. 93572



RAILBOX #32135

Item No. 93573



TROPICANA #13081

Item No. 93574



TROPICANA #13088

Item No. 93575

LARGE SCALE

ROLLING STOCK

53' EVANS BOXCAR with END OF TRAIN DEVICE


Suggested price: \$289.00 each



Add a new level of authenticity to your modern Large Scale freight consists with the 53' Evans Box Car with End of Train Device. This detailed current-day boxcar has been outfitted with our track-powered LED End of Train Device to provide realistic, flashing rear-of-train protection, just as you would see on actual modern freight consists.

Features include:

- highly detailed painted bodies with precision graphics
- metal wheels and modern roller-bearing trucks
- operating End of Train Device works on track power or battery (not included)
- 1:29 scale



ATSF #504007
Item No. 93551



CSX® #190857
Item No. 93552



NORFOLK SOUTHERN #460309
Item No. 93553



All Bachmann
Large Scale rolling
stock is equipped
with metal wheels

LARGE SCALE

ANIMATED STOCK CAR

Suggested price. \$185.00 each

Enjoy the fun action as four horse, cow or reindeer heads peek back and forth through windows as the car moves around the track.



CHRISTMAS NP&S™ #1225 with REINDEER - WHITE & RED
(North Pole & Southern Reindeer Transport)
Item No. 98704



C&NW™ #14305 with HORSES
Item No. 98705



MKT™ #4517 with CATTLE
Item No. 98708



CHRISTMAS NP&S™ #1224 with REINDEER - RED & GREEN
Item No. 98709



PENNSYLVANIA #649 with CATTLE
(illustration shown)
Item No. 98710



SOUTHERN PACIFIC™ with HORSES
(illustration shown)
Item No. 98711

SINGLE-DOME TANK CAR (1:29 SCALE)

Suggested price: \$245.00 each



Designed to haul a wide variety of liquid loads, tank cars have been a crucial element of freight railroading since the pioneer era, hauling water, oil, gasoline, and other commodities that were invaluable for shaping the nation and the continent. The tank cars featured in this release represent some of the last single-dome examples built with a riveted tank design, delivered between the late 1920s and early 1940s. Found across North America, the Bachmann Big Haulers® 1:29 Scale Single Dome Tank Car represents these cars in their heyday, when they served a wide variety of owners with colorful paint schemes.

Features include:

- 1:29 Scale standard gauge dimensions
- highly detailed painted bodies with precision graphics
- separately applied details
- metal wheels
- opening hatch doors



SHELL #1765
Item No. 95001




SHELL #1779
Item No. 95002



QUAKER STATE #754
Item No. 95003



QUAKER STATE #767
Item No. 95004



TEXACO #7892
Item No. 95005



TEXACO #7924
Item No. 95006




CHRISTMAS - NORTH POLE & SOUTHERN® #12024
MRS. CLAUS' CHRISTMAS PUNCH
Item No. 95007

LARGE SCALE

ROLLING STOCK

LOG CARS

Suggested price: \$125.00 each



FLATCAR with LOGS
(painted, unlettered)
Item No. 98470



SKELETON LOG CAR with LOGS
(painted, unlettered)
Item No. 98490

1:20.3 SCALE LOG SKIDDER and CRATE on 20' LOG CAR

(Log skidder is non-operating)

Item No. 95699 • Suggested price: \$179.00



1:20.3 SCALE OPERATING DUMP CARS

These side-dump cars feature metal underframes.



SIDE-DUMP CAR - BROWN
Item No. 92502
Suggested price: \$125.00



SIDE-DUMP CAR - BLACK
Item No. 92503
Suggested price: \$125.00



V-DUMP CAR
Item No. 92504
Suggested price: \$115.00

UNIVERSAL BRASS TRACK (for indoor and outdoor use)

Code 332. Plastic ties made with ultraviolet stabilizer to preserve them in heat and sunlight.



5' DIAMETER CURVE
(12 per box, makes a 5' diameter circle)
Item No. 94654 • Suggested price: \$239.00



**30 DEGREE 4' DIAMETER
TURNOUT - RIGHT**
Item No. 94658 • Suggested price: \$62.00



**30 DEGREE 4' DIAMETER
TURNOUT - LEFT**
Item No. 94659 • Suggested price: \$62.00



MANUAL TURNOUT SWITCH STAND
Item No. 94648 • Suggested price: \$26.00

**STAINLESS STEEL
HEX SCREWS with ALLEN
WRENCH**
(25 per bag)
Item No. 94656
Suggested price: \$11.00



BRASS RAIL JOINERS
(24 per bag)
Item No. 94657
Suggested price: \$22.00



POWER CONNECTOR

Item No. 94662 • Suggested price: \$23.00

- connects power to all Code 332 track with screw clamps
- for indoor and outdoor use
- 20 gauge wire



SLOW MOTION SWITCH MACHINE

Item No. 92429 • Suggested price: \$105.00

Positions your Large Scale turnouts at a realistically slow speed. Works on a maximum of 24VDC power. Includes auxiliary connections for lights and signals.



(illustration shown)

LARGE SCALE

STEEL ALLOY TRACK (for indoor use only)



MANUAL TURNOUT - LEFT
Item No. 94351
Suggested price: \$75.00



MANUAL TURNOUT - RIGHT
Item No. 94352
Suggested price: \$75.00



90 DEGREE CROSSING
Item No. 94358 • Suggested price: \$79.00

To build a "figure 8" using the 90 degree crossing shown above, the following track sections are required:
4 straight sections - Item No. 94511,
and 18 curved sections - Item No. 94501.



TRACK BY THE BOX

Suggested price:

Item No. 94501	4' DIAMETER CURVE (4 pieces per box)	\$52.00
Item No. 94511	1' STRAIGHT (4 pieces per box)	\$52.00



TRACK BY THE CARTON

Suggested price:

Item No. 94501	4' DIAMETER CURVE (50 pieces per carton)	\$425.00
Item No. 94511	1' STRAIGHT (50 pieces per carton)	\$425.00

OPTICAL AUTO-REVERSING SYSTEM

Item No. 96222 • Suggested price: \$155.00

The Bachmann Large Scale Optical Auto-Reversing System brings automatic point-to-point operation to your railroad. Set up your system, add your motive power, and watch as it operates back and forth at your specified speed and stopping intervals between two destinations up to 20' apart. Designed for indoor use only. Compatible with all metal 45mm track types and all Large Scale trains from Bachmann and other manufacturers.



LARGE SCALE E-Z RIDERS® with BALL-BEARING ROLLERS (full electrical pick-up; 4 per pack)

Item No. 92423 • Suggested price: \$99.00



1:29 END OF TRAIN DEVICE with TRACK-POWERED FLASHING LED

Item No. 92428 • Suggested price: \$105.00

Add prototypical modern-day end-of-train protection to your 1:29 scale rolling stock with roller bearing trucks. One truck included in package. Works on track power or CR 2032 battery (not included).



LARGE SCALE

ACCESSORIES

STRUCTURE KITS

Suggested price: \$99.00 each



COVERED BRIDGE KIT
(assembly required)
Item No. 92001



STATION PLATFORM KIT
(assembly required)
Item No. 92002

CHRISTMAS CROSSBUCKS

Item No. 92203 • Suggested price: \$17.50 a pair



(with snow-covered stands)

NEW

OPERATING CROSSING GATE

Item No. 96214 • Suggested price: \$104.50



LARGE SCALE

ACCESSORIES

METAL WHEEL SETS

(4 per card)

Suggested price: \$35.00 each



STANDARD
31.0 mm
Item No. 92421



SMALL
24.5 mm
Item No. 92422

1:20.3 FINESCALE 32.5mm WHEEL SETS

(4 per card)

Item No. 98071

Suggested price: \$45.00



BIG HAULERS® STANDARD KNUCKLE COUPLERS



ONE PAIR • Item No. 92419 • Suggested price: \$12.00

SIX PAIRS • Item No. 92420 • Suggested price: \$45.00

1:29 KNUCKLE COUPLERS with SHANK

(6 pairs per card)

Item No. 92427

Suggested price: \$70.00



Assembly required. Compatible with Aristocraft locomotives, rolling stock, and Eggliners.

1:29 ROLLER BEARING TRUCKS with METAL WHEELS (2 per pack)

Item No. 92430 • Suggested price: \$105.00



SHAY POWER TRUCKS with DIE-CAST POWER BLOCKS

Suggested price: \$450.00

We're happy to offer updated technology for an old favorite in the Spectrum® line with backward-compatible Shay Power Trucks. Die-cast power blocks and improved pickup make this a "must have" item for Large Scale Shay modelers and kitbashers.



SHAY POWER TRUCKS – 1 PAIR
(with die cast power blocks)
Item No. 88999

SCENESCAPES® GRASS MATS

SceneScapes® Grass Mats roll out to create an instant base for landscaping and scenery. Reusable and non-shedding with heavy-duty paper backing, these mats are for use with train layouts, model scenes, dioramas, and craft projects.



GRASS MAT - 100" x 50"
(covers 4' x 8' sheet of plywood)



GREEN
Item No. 32901
Suggested price: \$43.00



MEADOW
(green with natural brown accents)
Item No. 32903
Suggested price: \$43.00



GRASS MAT - 50" x 34"
(covers 4' x 2.5' sheet of plywood)



GREEN
Item No. 32902
Suggested price: \$22.00



MEADOW
(green with natural brown accents)
Item No. 32904
Suggested price: \$22.00

SCENESCAPES® TUFTED GRASS MAT (one 11.75" x 7.5" sheet)

Suggested price: \$35.00 each

Super detail your layout in any scale with a wild grass landscape. These ready-to-use Tufted Grass Mats start with a lush covering of 5mm static grass on a flexible foam base. Depending on the mat style, various layers of foliage, turf mounds, leaves, and grass tufts are added for an incredibly lifelike appearance. Use whole for large areas or cut into patches to create random areas of groundcover. Simply apply with white glue or spray adhesive to your base platform or wherever you want grass to grow.



LIGHT GREEN
Item No. 32921




MEDIUM GREEN
Item No. 32922



WESTERN RANGE
Item No. 32924



DRY GRASS
Item No. 32925



SCENESCAPES® 2MM PULL-APART STATIC GRASS (one 11" x 5.5" expandable sheet)

Suggested price: \$19.00

With these 2mm pull-apart static grass sheets, you can add texture in any scale. Simply pull apart to desired density and place over a new or existing scenery base.



GOLD
Item No. 31015



SCENESCAPES® 10mm TUFTS (50 pieces)

Suggested price: \$16.00 each

With these 10mm tufts, you can add distinctive details in any scale. Simply apply white glue to the invisible base and place wherever you want grass or flower tufts to grow. Place in random clusters for a more natural appearance.



LIGHT GREEN
Item No. 31041



YELLOW and RED
Item No. 31045

SCENESCAPES® 6mm TUFTS (100 pieces)

Suggested price: \$16.00 each

With these 6mm tufts, you can add distinctive details in any scale. Simply apply white glue to the invisible base and place wherever you want grass or flower tufts to grow. Place in random clusters for a more natural appearance.



MEDIUM GREEN
Item No. 31031



DARK GREEN
Item No. 31032



TAN
Item No. 31033



YELLOW and RED
Item No. 31034



WHITE and BURGUNDY
Item No. 31035


SCENESCAPES® TREES

Bring your urban or countryside railroad to life with realistic SceneScapes® trees by Bachmann. Create your own grove or blanket a hillside in dense forest with deciduous and coniferous trees offered in a variety of sizes. Though suitable for all scales, the most common size/scale association is denoted in parentheses after each description (N, HO, or O). Please note the number of trees per box may vary from the photos as shown. The number of trees contained in each box is also indicated in parentheses.

- for use with all train layouts
- realistic colors
- size assortment for added realism

SCENE
SCAPES®

3"- 4" PINE TREES (N)
(9 per box)
Item No. 32101
Suggested price: \$22.00



3"- 4" PINE TREES with SNOW (N)
(9 per box)
Item No. 32102
Suggested price: \$22.00



3"- 4" CONIFER TREES (N)
(9 per box)
Item No. 32103
Suggested price: \$22.00

5"- 6" PINE TREES (HO)
(6 per box)
Item No. 32001
Suggested price: \$22.00

5"- 6" PINE TREES with SNOW (HO)
(6 per box)
Item No. 32002
Suggested price: \$22.00

5"- 6" CONIFER TREES (HO)
(6 per box)
Item No. 32003
Suggested price: \$22.00

8"-10" PINE TREES (O)
(3 per box)
Item No. 32201
Suggested price: \$28.50

8"- 10" PINE TREES with SNOW (O)
(3 per box)
Item No. 32202
Suggested price: \$28.50

8"- 10" CONIFER TREES (O)
(3 per box)
Item No. 32203
Suggested price: \$28.50



3"- 4" SPRUCE TREES (N)
(9 per box)
Item No. 32104
Suggested price: \$22.00



5"- 6" CEDAR TREES (HO)
(6 per box)
Item No. 32005
Suggested price: \$22.00



3"- 4" DECIDUOUS TREES (HO)
(3 per box)
Item No. 32006
Suggested price: \$22.00

5"- 6" SPRUCE TREES (HO)
(6 per box)
Item No. 32004
Suggested price: \$22.00

8"- 10" CEDAR TREES (O)
(3 per box)
Item No. 32205
Suggested price: \$28.50

5.5"- 6.5" DECIDUOUS TREES (O)
(2 per box)
Item No. 32206
Suggested price: \$28.50

8"- 10" SPRUCE TREES (O)
(3 per box)
Item No. 32204
Suggested price: \$28.50

**2.5"- 3.5" WALNUT TREES (HO)**

(3 per box)
Item No. 32007
Suggested price: \$22.00

**3"- 4" ELM TREES (HO)**

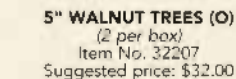
(3 per box)
Item No. 32008
Suggested price: \$22.00

**3"- 4" SYCAMORE TREES (HO)**

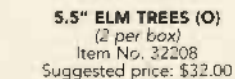
(3 per box)
Item No. 32009
Suggested price: \$22.00

**3"- 4" ASPEN TREES (HO)**

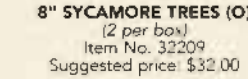
(3 per box)
Item No. 32010
Suggested price: \$22.00

**5" WALNUT TREES (O)**

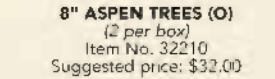
(2 per box)
Item No. 32207
Suggested price: \$32.00

**5.5" ELM TREES (O)**

(2 per box)
Item No. 32208
Suggested price: \$32.00

**8" SYCAMORE TREES (O)**

(2 per box)
Item No. 32209
Suggested price: \$32.00

**8" ASPEN TREES (O)**

(2 per box)
Item No. 32210
Suggested price: \$32.00

**2.5"- 2.75" MAPLE TREES (N)**

(4 per box)
Item No. 32111
Suggested price: \$22.00

**5"- 6" BLUE SPRUCE TREES (HO)**

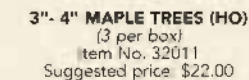
(6 per box)
Item No. 32012
Suggested price: \$22.00

**2.25"- 2.5" OAK TREES (N)**

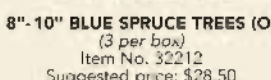
(4 per box)
Item No. 32113
Suggested price: \$22.00

**3"- 3.5" WILLOW TREES (HO)**

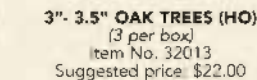
(3 per box)
Item No. 32014
Suggested price: \$22.00

**3"- 4" MAPLE TREES (HO)**

(3 per box)
Item No. 32011
Suggested price: \$22.00

**8"- 10" BLUE SPRUCE TREES (O)**

(3 per box)
Item No. 32212
Suggested price: \$28.50

**3"- 3.5" OAK TREES (HO)**

(3 per box)
Item No. 32013
Suggested price: \$22.00

**4"- 6" PALM TREES (HO)**

(6 per box)
Item No. 32015
Suggested price: \$22.00

SCENESCAPES® BULK TREES

Suggested price: \$54.00 each

Item No. 32154	4" - 6" PINE TREES with SNOW (HO) (24 per bag)
Item No. 32156	4" - 6" CONIFER TREES (HO) (24 per bag)
Item No. 32158	4" - 6" SPRUCE TREES (HO) (24 per bag)





HO SCALE LANDSCAPING

HO SCALE JTT SCENERY PRODUCTS

Suggested price: \$15.50

Bring your layout to life with these landscaping products from JTT Scenery Products in HO scale.



CORN STALKS - 1" TALL
(30 per pack)
Item No. 32501




HAY BUNDLES
(35 per pack)
Item No. 32502



DRIED CORN STALKS
(30 per pack)
Item No. 32503



CATTAILS - 3/4" TALL
(24 per pack)
Item No. 32505




SUNFLOWERS - 1" TALL
(16 per pack)
Item No. 32506



DETACHABLE GRASS BUSHES
(30 per pack)
Item No. 32507



WHEAT - 1" TALL
(40 per pack)
Item No. 32508



WOOD'S EDGE TREES - BARE
(14 per pack)
Item No. 32509



FRUITING BUSH - 3/4" TALL
(18 per pack)
Item No. 32510



FERNS - 5/8" WIDE
(12 per pack)
Item No. 32511



FLOWERING BUSHES - PINK & BLUE - 1" TALL
(8 per pack)
Item No. 32512



MIXED CACTI - 1/4" TO 2.5" TALL
(15 per pack)
Item No. 32513



REEDS - 1" TALL
(40 per pack)
Item No. 32514



**FLOWERING SHRUBS
PURPLE, YELLOW & WHITE**
(48 per pack)
Item No. 32515

SCENIC ACCESSORIES



NEW
TOOLING

**HO SINGLE TRACK TUNNEL
PORTAL - CONCRETE**

(2 per pack)

Item No. 32401 • Suggested price: \$16.00



NEW
TOOLING

**HO DOUBLE TRACK TUNNEL
PORTAL - CONCRETE**

(2 per pack)

Item No. 32402 • Suggested price: \$16.00



NEW
TOOLING

HO RETAINING WALLS - CONCRETE

(7' x 4.2' each; 2 per pack)

Item No. 32403 • Suggested price: \$16.00



NEW
TOOLING

LARGE ROCK OUTCROPPINGS

(4 per pack)

Item No. 32765 • Suggested price: \$9.00



NEW
TOOLING

ASSORTED ROCKS

(8 per pack)

Item No. 32764 • Suggested price: \$9.00



NEW

PLASTER CLOTH

(8m x 3.75yds)

Item No. 32951 • Suggested price: \$18.00



NEW

REALISTIC RESIN WATER

(8oz / 240ml)

Item No. 32953 • Suggested price: \$19.00



NEW

WATER EFFECTS

(2oz / 60ml)

Item No. 32954 • Suggested price: \$9.00



NEW

THICK MODEL GLUE

(8oz / 240ml)

Item No. 32952 • Suggested price: \$15.00

HO SCALE PLASTICVILLE® U.S.A. 75TH ANNIVERSARY COMMEMORATIVE KITS

2022 marked 75 years since Bachmann paved the way in providing injection molded plastic scenery items for model railroaders with Plasticville® U.S.A. buildings and kits. From stores and homes to farms and railroad structures, the no-stress, easy-to-assemble designs have endured in popularity, and our line continues to incorporate many of the same nostalgic items that your parents or grandparents may have assembled. In celebration of 75 years, we're releasing a limited line of some of our most popular items based on their appearance in original product illustrations, complete with collectible 75th-anniversary packaging.

75th Plasticville® USA



75th ANNIVERSARY CATHEDRAL

(product may vary from illustration shown)
Item No. 45195 • Suggested price: \$35.00



75th ANNIVERSARY SWITCH TOWER

(product may vary from illustration shown)
Item No. 45197 • Suggested price: \$27.50



75th ANNIVERSARY MOTEL

(product may vary from illustration shown)
Item No. 45198 • Suggested price: \$37.00

**HO
SCALE**

HO SCALE PLASTICVILLE® U.S.A. KITS

Plasticville®
U.S.A.

HO PLASTICVILLE® U.S.A. BUILDINGS
(CLASSIC KITS)




CAPE COD HOUSE

Item No. 45131 • Suggested price: \$26.00



SCHOOL HOUSE

Item No. 45133 • Suggested price: \$26.00



SUPERMARKET

Item No. 45141 • Suggested price: \$26.00



5 & 10 STORE - CREAM AND RED

Item No. 45101 • Suggested price: \$26.00




POST OFFICE

Item No. 45144 • Suggested price: \$26.00



POLICE STATION

Item No. 45145 • Suggested price: \$26.00



HARDWARE STORE - WHITE and RED

Item No. 45147 • Suggested price: \$26.00



BARN

Item No. 45151 • Suggested price: \$29.50



SIGNAL BRIDGE

(4.5" W x 4.75" H x 2" D)

Item No. 45134

Suggested price: \$26.00



WATER TANK

(6" H x 3.5" Diameter)

Item No. 45153

Suggested price: \$29.50



CATHEDRAL

(5" W x 6.5" H x 4.5" D)

Item No. 45192

Suggested price: \$35.00



COALING STATION

(5.5" W x 8.25" H x 3.25" D)

Item No. 45211

Suggested price: \$37.00



FARM BUILDINGS with ANIMALS
Item No. 45152 • Suggested price: \$29.50



RANCH HOUSE
Item No. 45156 • Suggested price: \$29.50



MARSHAL'S OFFICE & RESTAURANT
Item No. 45161 • Suggested price: \$32.00



SALOON & BARBER SHOP
Item No. 45162 • Suggested price: \$38.50



FREIGHT STATION
Item No. 45171 • Suggested price: \$32.00



PEDESTRIAN BRIDGE
Item No. 45172 • Suggested price: \$32.00



SUBURBAN STATION
Item No. 45173 • Suggested price: \$32.00



GAS STATION
Item No. 45174 • Suggested price: \$37.00



**RAILROAD WORK SHEDS
GRAY and OXIDE RED**
(two per box)
Item No. 45176 • Suggested price: \$37.00



HOUSE UNDER CONSTRUCTION
Item No. 45191 • Suggested price: \$35.00



PLATFORM STATION
Item No. 45194 • Suggested price: \$35.00



SPLIT-LEVEL HOUSE
Item No. 45213 • Suggested price: \$37.00



MOTEL with POOL
Item No. 45214 • Suggested price: \$37.00



MID-CENTURY MODERN HOUSE
Item No. 45432 • Suggested price: \$40.00




COFFEE SHOP
Item No. 45102 • Suggested price: \$35.00






STORAGE BUILDING with STEAM WHISTLE SOUND
(6½" W x 2¼" H x 6" D)
Item No. 46209 • Suggested price: \$50.00



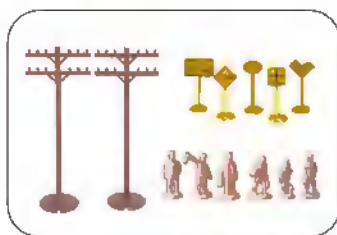
PICKET FENCE (24 pcs.)
Item No. 42100
Suggested price: \$14.00



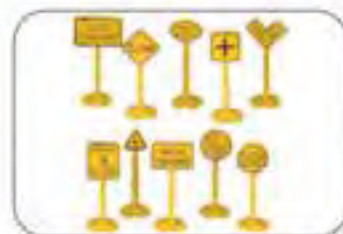
BLOCK SIGNALS (4 pcs.)
Item No. 42101
Suggested price: \$16.50



TELEPHONE POLES (12 pcs.)
Item No. 42102
Suggested price: \$14.00



LAYOUT ACCESSORIES ASSORTMENT
(12 telephone poles, 24 signs, and 24 figures)
Item No. 42104
Suggested price: \$17.00



RAILROAD & STREET SIGNS (24 pcs.)
Item No. 42204
Suggested price: \$14.00



ROAD CROSSING
Item No. 42208
Suggested price: \$26.00



PLAYGROUND EQUIPMENT
Item No. 42214
Suggested price: \$14.00



SWIMMING POOL and ACCESSORIES
Item No. 42215
Suggested price: \$18.50



TRACKSIDE EQUIPMENT BUILDINGS
(2 per card)
Item No. 42220
Suggested price: \$30.00



LED LIGHTING KIT
(2 per card)
Item No. 42240
Suggested price: \$15.00

**N
SCALE**

N SCALE PLASTICVILLE® U.S.A. BUILT-UPS

Plasticville® U.S.A.

Instant buildings for your railroad!
These already-assembled models will add interest
and realism to any N scale layout.



DRIVE-IN BURGER STAND

Item No. 45709 • Suggested price: \$42.50



DRIVE-IN BANK

Item No. 45804
Suggested price: \$42.50



COALING STATION

Item No. 45811
Suggested price: \$42.50




COUNTRY CHURCH

Item No. 45815 • Suggested price: \$42.50



FACTORY

Item No. 45902 • Suggested price: \$42.50



GAS STATION

Item No. 45904 • Suggested price: \$42.50



FREIGHT STATION

Item No. 45907 • Suggested price: \$42.50



PASSENGER STATION

Item No. 45908 • Suggested price: \$42.50

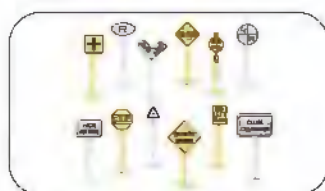
N SCALE ACCESSORIES



TELEPHONE POLES

(12 pieces)


Item No. 42506 • Suggested price: \$14.00



RAILROAD and STREET SIGNS

(24 pieces)

Item No. 42513 • Suggested price: \$14.00



26-PIECE GRADUATED TRESTLE SET

(not compatible with E-Z Track®)

Item No. 42523 • Suggested price: \$27.00



DUAL CROSSING GATES

Item No. 46720 • Suggested price: \$22.00



BRIDGE

(not compatible with E-Z Track®)

Item No. 46905 • Suggested price: \$27.00

2022 marked 75 years since Bachmann paved the way in providing injection molded plastic scenery items for model railroaders with Plasticville® U.S.A. buildings and kits. From stores and homes to farms and railroad structures, the no-stress, easy-to-assemble designs have endured in popularity, and our line continues to incorporate many of the same nostalgic items that your parents or grandparents may have assembled. In celebration of 75 years, we're releasing a limited line of some of our most popular items based on their appearance in original product illustrations, complete with collectible 75th-anniversary packaging.

75th
Plasticville
USA



75th ANNIVERSARY CATHEDRAL
(product may vary from illustration shown)
Item No. 45630 • Suggested price: \$38.00



75th ANNIVERSARY HOBO SHACKS
(product may vary from illustration shown)
Item No. 45631 • Suggested price: \$37.00



75th ANNIVERSARY ROADSIDE STAND
(product may vary from illustration shown)
Item No. 45632 • Suggested price: \$37.00



75th ANNIVERSARY SPLIT LEVEL HOUSE
(product may vary from illustration shown)
Item No. 45633 • Suggested price: \$47.00

O
SCALE

O SCALE PLASTICVILLE® U.S.A. KITS

Plasticville® U.S.A.



O SCALE PLASTICVILLE® U.S.A. KITS

Since 1947, hobbyists and collectors have made *Plasticville® U.S.A.* products their structures of choice. *Plasticville®* pieces add character and dimension to your O scale layout. Many buildings and accessories have been added to the *Plasticville®* line throughout its history, and many are still produced from their original molds. As a fun challenge to collectors, you can collect hundreds of product, color, and packaging variations that have occurred over the years (you can even join the Independent Plasticville Collectors Association at plasticvilleusa.org) Whether you're new in town or an established civic leader, Bachmann builds *Plasticville® U.S.A.* for you. City growth is limited only by your imagination!



DAIRY BARN
(5.5" H x 8.5" W x 4.5" D)
Item No. 45602 • Suggested price: \$37.00



WINDMILL with FARM MACHINERY
(10.5" H x 2.75" W x 2.75" D)
Item No. 45603 • Suggested price: \$37.00



FARM OUTBUILDINGS with ANIMALS
(Corn Crib 2.875" W x 2.25" H x 2.25" D,
Chicken Coop 3.25" W x 2" H x 2.5" D,
Storage Shed 6.375" W x 2.25" H x 3" D)
Item No. 45604 • Suggested price: \$30.



DINER
(9" W x 2.75" H x 3.25" D)
Item No. 45605 • Suggested price: \$37.00



SPLIT-LEVEL HOUSE
(10" W x 6.5" H x 4.5" D)
Item No. 45607 • Suggested price: \$47.00



POLICE STATION with POLICE CAR
(6.5" W x 5" H x 6.5" D)
Item No. 45609 • Suggested price: \$39.50



SCHOOL HOUSE with PLAYGROUND EQUIPMENT
(9" W x 6" H x 3.5" D)
Item No. 45611 • Suggested price: \$40.50



FROSTY BAR
(5" W x 3.5" H x 4.5" D)
Item No. 45606 • Suggested price: \$30.50




CAPE COD HOUSES
(Each house is 5" W x 4" H x 4" D; 2 per box)
Item No. 45608 • Suggested price: \$37.00



**FIRE HOUSE with PUMPER TRUCK,
LADDER TRUCK & FIRE CHIEF CAR**
(6.5" W x 5" H x 6.5" D)
Item No. 45610 • Suggested price: \$47.00



TRAILER PARK with 3 TRAILERS & FLAG POLE with FLAG
(8" W x 3" H x 4" D each)
Item No. 45612 • Suggested price: \$39.50



GREENHOUSE with FLOWERS
(4" W x 2.5" H x 2.875" D)
Item No. 45615 • Suggested price: \$40.00



MOTEL
(9.5" W x 2.25" H x 5" D)
Item No. 45616 • Suggested price: \$37.00



ROADSIDE STAND
(7" W x 4" H x 3.25" D)
Item No. 45621 • Suggested price: \$37.00



TWO-STORY HOUSE
(9.75" W x 6" H x 5" D)
Item No. 45622 • Suggested price: \$40.50



SIGNAL BRIDGE
(9.25" W x 9" H x 4.25" D)
Item No. 45623 • Suggested price: \$37.00



TRESTLE BRIDGE
(17.25" W x 6.25" H x 4.5" D)
Item No. 45975 • Suggested price: \$37.00

Some models on these pages have been weathered and painted for illustration purposes.



UNION STATION
(20" W x 5" H x 7" D)
Item No. 45976 • Suggested price: \$37.00



LOADING PLATFORM & CROSSING SHANTY
(Loading Platform 8" W x 4" H x 3.5" D,
Crossing Shanty 6" W x 4" H x 2.25" D)
Item No. 45977 • Suggested price: \$38.00



WATER TOWER
(7" H x 4" Diameter)
Item No. 45978 • Suggested price: \$30.00



COALING STATION
(8" W x 13" H x 6" D)
Item No. 45979 • Suggested price: \$40.00



APARTMENT BUILDING
(9.25" W x 5" H x 5.25" D)
Item No. 45980 • Suggested price: \$40.00

Some models on these pages have been weathered and painted for illustration purposes.



CATHEDRAL
(7.5" W x 10.5" H x 6" D)
Item No. 45981 • Suggested price: \$38.00



LOG CABIN with RUSTIC FENCE
(5.5" W x 3" H x 3.5" D)
Item No. 45982 • Suggested price: \$37.00



**HOBO JUNGLE with BOXCAR,
TWO SHACKS and OUTHOUSE**
(Box Car 7" W x 3" H x 3.5" D, Shacks 3" W x 3" H x 3.25" D,
Outhouse 3.25" W x 2.5" H x 2.125" D)
Item No. 45983 • Suggested price: \$37.00



RUSTIC FENCE
(12 sections, each 6" W x 1.5" H)
Item No. 45984 • Suggested price: \$30.00



COVERED BRIDGE
(11" W x 4" H x 4" D)
Item No. 45992 • Suggested price: \$40.00

HO FIGURE SETS

Suggested price, \$17.50 each



WAITING PASSENGERS

Item No. 42330



OLD WEST FIGURES

Item No. 42335



TRAIN WORK CREW

Item No. 42341



SITTING PASSENGERS

Item No. 42342

HO and O MINIATURE FIGURES

SCENE SCAPES™



CITY PEOPLE with MOTORCYCLE

HO Scale • Item No. 33101 • Suggested price: \$17.50

O Scale • Item No. 33151 • Suggested price: \$21.50



COWS - BROWN & WHITE

HO Scale • Item No. 33102 • Suggested price: \$17.50



COWS - BLACK & WHITE

HO Scale • Item No. 33103 • Suggested price: \$17.50

O Scale • Item No. 33153 • Suggested price: \$21.50



POLICE SQUAD

HO Scale • Item No. 33104 • Suggested price: \$17.50


O Scale • Item No. 33154 • Suggested price: \$21.50

HO, N, and O MINIATURE FIGURES

**CONSTRUCTION WORKERS**

HO Scale • Item No. 33105 • Suggested price: \$17.50
 O Scale • Item No. 33155 • Suggested price: \$21.50

**MAINTENANCE WORKERS**

HO Scale • Item No. 33106 • Suggested price: \$17.50
 O Scale • Item No. 33156 • Suggested price: \$21.50
 N Scale • Item No. 33256 • Suggested price: \$17.50 

**CATS with GARBAGE CAN**

HO Scale • Item No. 33107 • Suggested price: \$17.50
 O Scale • Item No. 33157 • Suggested price: \$21.50

**DOGS with FIRE HYDRANT**

HO Scale • Item No. 33108 • Suggested price: \$17.50
 O Scale • Item No. 33158 • Suggested price: \$21.50


**STROLLING PEOPLE**

HO Scale • Item No. 33109 • Suggested price: \$17.50
 O Scale • Item No. 33159 • Suggested price: \$21.50

**STANDING PLATFORM PASSENGERS**

HO Scale • Item No. 33110 • Suggested price: \$17.50
 O Scale • Item No. 33160 • Suggested price: \$21.50


**SEATED PLATFORM PASSENGERS**

HO Scale • Item No. 33111 • Suggested price: \$17.50
 O Scale • Item No. 33161 • Suggested price: \$21.50
 N Scale • Item No. 33261 • Suggested price: \$17.50 

**BUSINESSMEN**

HO Scale • Item No. 33112 • Suggested price: \$17.50
 O Scale • Item No. 33162 • Suggested price: \$21.50

**MECHANICS**

HO Scale • Item No. 33113 • Suggested price: \$17.50
 O Scale • Item No. 33163 • Suggested price: \$21.50
 N Scale • Item No. 33263 • Suggested price: \$17.50 

**BUILDING SITE ACCESSORIES**

HO Scale • Item No. 33114 • Suggested price: \$17.50
 O Scale • Item No. 33164 • Suggested price: \$21.50

HO, N, and O MINIATURE FIGURES (continued)

SCENE
SCAPES®**WAIST-UP SEATED PASSENGERS**

HO Scale • Item No. 33115 • Suggested price: \$17.50

O Scale • Item No. 33165 • Suggested price: \$21.50

N Scale • Item No. 33265 • Suggested price: \$17.50 **NEW****CIVIL ENGINEERS**

HO Scale • Item No. 33116 • Suggested price: \$17.50

O Scale • Item No. 33166 • Suggested price: \$21.50

**SIDEWALK PEOPLE**

HO Scale • Item No. 33117 • Suggested price: \$17.50

O Scale • Item No. 33167 • Suggested price: \$21.50

N Scale • Item No. 33267 • Suggested price: \$17.50 **NEW****PIGS**

HO Scale • Item No. 33118 • Suggested price: \$17.50

**PIGS**

O Scale • Item No. 33168 • Suggested price: \$21.50

**HORSES**

HO Scale • Item No. 33119 • Suggested price: \$17.50

O Scale • Item No. 33169 • Suggested price: \$21.50

**STANDING OFFICE WORKERS**

HO Scale • Item No. 33120 • Suggested price: \$17.50

O Scale • Item No. 33170 • Suggested price: \$21.50 **NEW****HIGHWAY MAINTENANCE CREW**

HO Scale • Item No. 33121 • Suggested price: \$17.50

O Scale • Item No. 33171 • Suggested price: \$21.50 **NEW****SHEEP**

HO Scale • Item No. 33122 • Suggested price: \$17.50

**FACTORY WORKERS and FOREMAN**HO Scale • Item No. 33123 • Suggested price: \$17.50 **NEW****FARMERS**HO Scale • Item No. 33124 • Suggested price: \$17.50 **NEW**

PROSES ACCESSORIES

Handy products for HO, N, On30, O, and Large Scale modelers from Proses.




HO SCALE BALLAST SPREADER

Item No. 39001 • Suggested price: \$35.00



N SCALE BALLAST SPREADER

Item No. 39002 • Suggested price: \$35.00



O SCALE 3-RAIL BALLAST SPREADER

Item No. 39004 • Suggested price: \$54.00



HO BALLAST GLUER/FIXER

Item No. 39006 • Suggested price: \$68.00



BALLAST GLUE

(250 ml)

Item No. 39008 • Suggested price: \$40.50



MAGNETIC SNAP & GLUE SET

(4 magnetic clamps with 16 magnets;
suggested use shown, glue not included)
Item No. 39009 • Suggested price: \$84.00



RIGHT ANGLE HOLD & GLUE SET

(2 right angle holders;
suggested use shown, glue not included)
Item No. 39010 • Suggested price: \$37.00



MAGNETIC ADJUSTABLE SNAP & GLUE SET

(2 adjustable-angle magnetic clamps;
suggested use shown, glue not included)
Item No. 39011 • Suggested price: \$56.00

PROSES ACCESSORIES (continued)



TRACK VOLTAGE TESTER
(N, HO & On30)

Item No. 39012 • Suggested price: \$37.00




HAND-HELD TRACK CLEANER
(N, HO & On30)

Item No. 39013 • Suggested price: \$18.00



**HAND-HELD TRACK CLEANER
REPLACEMENT PADS**
(5 pieces)

Item No. 39014 • Suggested price: \$6.00




**HO SCALE BALLAST SPREADER
with SHUTOFF**

Item No. 39015 • Suggested price: \$48.00



**HO SCALE BALLAST SPREADER CAR
with SHUTOFF & HEIGHT ADJUSTMENT**

Item No. 39016 • Suggested price: \$78.00



**HO SCALE ADJUSTABLE
PARALLEL TRACK TOOL (2 per pack)**

Item No. 39017 • Suggested price: \$48.00



**MULTI-ANGLE ROTATING
LOCOMOTIVE CRADLE**
(adjustable for use with
N to most O scale models)


Item No. 39018 • Suggested price: \$150.00



N SCALE BALLAST GLUER/FIXER

Item No. 39019 • Suggested price: \$67.00

PROSES ACCESSORIES (continued)




N SCALE ADJUSTABLE PARALLEL TRACK TOOL (2 per pack)

Item No. 39021 • Suggested price: \$47.00



TRACK and METAL ROD CUTTER

(power supply included;
best for N and HO projects)
Item No. 39022 • Suggested price: \$199.00



HO ROLLERS and DRIVE WHEEL CLEANERS

(includes 4 rollers & 4 cleaners)
Item No. 39023 • Suggested price: \$130.00



HO ROLLING ROAD with ROLLERS and DRIVE WHEEL CLEANERS


(includes roller base, 6 rollers & 4 cleaners)
Item No. 39024 • Suggested price: \$270.00



HO SCALE POWERED RAILER

Place the aluminum base on track to power tapered slots that allow you to drive your longer, multi-wheeled locomotives (or any motive power) right onto the track.

Base length: 48 cm (18 9 inches).
Item No. 39025 • Suggested price: \$79.00



N SCALE POWERED RAILER

Place the aluminum base on track to power tapered slots that allow you to drive your longer, multi-wheeled locomotives (or any motive power) right onto the track.


Base length: 23 cm (9 inches)
Item No. 39026 • Suggested price: \$65.00



HO TRACK TOOL ASSORTMENT

(includes ballast spreader, flexible track holder, track voltage tester, snap and glue clamps, and parallel track tools)

Item No. 39029
Suggested price: \$190.00




O SCALE 2 or 3 RAIL ROLLING ROAD with ROLLERS and DRIVE WHEEL CLEANERS

(includes roller base, 8 rollers & 4 cleaners)

Item No. 39030
Suggested price: \$315.00

PROSES ACCESSORIES (continued)




O SCALE 2 or 3-RAIL ROLLERS and DRIVE WHEEL CLEANERS

(includes 4 rollers & 4 cleaners)

Item No. 39031

Suggested price: \$145.00



G SCALE SNAP & GLUE CLAMPS

(4 per pack)

Item No. 39032

Suggested price: \$115.00



HO LASER-CUT

OUTDOOR BILLBOARD KIT (4 per pack)

Item No. 39103 • Suggested price: \$24.00



HO CONCRETE SIDEWALK

(48" of sidewalk)

Item No. 39104 • Suggested price: \$27.50



HO HEXAGON SIDEWALK

(48" of sidewalk)

Item No. 39105 • Suggested price: \$37.00



HO 1950s BILLBOARD KITS

(10 per pack)

Item No. 39128 • Suggested price: \$99.00

PROSES ACCESSORIES (continued)



**HO SCALE THREE-COLOR
LIGHTED BLOCK SIGNAL**
(1 per pack; 12-16 V AC or DC)
Item No. 39115
Suggested price: \$41.00



HO SCALE BUFFER STOP
(2 per pack)
Item No. 39116
Suggested price: \$30.00



N SCALE BUFFER STOP
(2 per pack)
Item No. 39117
Suggested price: \$24.00



HO SCALE WAREHOUSE
(with motorized doors; 12VDC power
supply required for operation)
Item No. 39118 • Suggested price: \$290.00



**O SCALE DRAKE'S HARDWARE STORE
with LIGHT AND ROTATING SIGN
LASER-CUT KIT**
(with motorized doors; 12VDC power
supply required for operation)
Item No. 39123 • Suggested price: \$99.00



HO SCALE ASPHALT ROAD SET
(UV-printed PVC)
Item No. 39124 • Suggested price: \$85.00



HO TWO-STALL STEAM ERA ENGINE HOUSE
(pre-painted; requires assembly)
Item No. 39129 • Suggested price: \$159.00



MINI BAR CLAMPS
Item No. 39127 • Suggested price: \$89.00



HO MOTORIZED DRAWBRIDGE KIT
(requires assembly)
Item No. 39126 • Suggested price: \$299.00

E-Z COMMAND® PLUS DCC CONTROLLER

Item No. 44933 • Suggested price: \$290.00

Bachmann Trains is pleased to offer the next generation of the *E-Z Command®* DCC control system, *E-Z Command® Plus*. With *E-Z Command®*, digital control of speed, lighting, sound, and direction of multiple locomotives is at your fingertips, as well as remote control of Bachmann *E-Z Command®* DCC-equipped turnouts. *E-Z Command®* simplifies the programming process for locomotives with one-button, on-track programming and now features the ability to control up to 29 decoder functions per locomotive. Additional features of the *E-Z Command® Plus* system include 128 speed steps for smooth operation and plug-in wiring for simple setup, single-locomotive emergency stop in addition to full-track emergency stop, an LED lighted speed indicator, and new LED push-button controls. *E-Z Command®* will operate all DCC-equipped Bachmann locomotives as well as NMRA-compliant DCC locomotives from other manufacturers.

Features include:

- digital control of multiple locomotives in N, HO, and On30 Scale (*E-Z Command®* 5 Amp Power Booster, Item No. 44910, required for O Scale and Large Scale operation)
- digitally control speed, direction, lighting, and sound
- on-track programming
- 128 speed-step locomotive control
- LED speed indicator display
- both individual locomotive and full-track emergency stop buttons
- up to 29 control functions
- Bachmann *E-Z Command®* DCC-equipped turnout control
- wall pack power supply
- plug-in wiring

**E-Z COMMAND® 5 AMP POWER BOOSTER**

Item No. 44910 • Suggested price: \$525.00

The *E-Z Command®* 5 Amp Power Booster provides extra current to the track for an increased number of DCC locomotives on your HO, N, O, or Large Scale layout. Compatible with any NMRA-compliant DCC system.

**E-Z COMMAND® AUTOMATIC REVERSE LOOP MODULE**

Item No. 44912 • Suggested price: \$115.00

This *E-Z Command®* accessory eliminates the complicated wiring previously needed to operate analog reverse-loop track layouts.

- module senses train as it moves along the loop, automatically switching polarity to allow reverse loop travel
- DCC use only






E-Z COMMAND® DIGITAL COMMAND CONTROL SYSTEM (continued)

HO DCC-EQUIPPED TURNTABLE

Item No. 46298 • Suggested price: \$351.00

**This DCC-equipped Motorized Turntable features:**

- DCC-equipped with dual-mode NMRA-compliant decoder
- track powered from track position number 4 (separate power supply not required for DCC operation)
- 16 nickel silver track positions
- gear drive
- turntable indexed to each track section for accurate alignment
- painted maintenance building
- prototypical operator's cabin
- designed for use with Bachmann's E-Z Track®
- easily adaptable to other popular track systems
- spring-loaded direction switch and wires provided for DC (analog) operation if desired

DCC CONTROL BOX with TURNOUT DECODER

Item No. 44949 • Suggested price: \$43.00

- compatible with N, HO, On30, and O scales



This control box with turnout decoder allows you to upgrade your electrically operated analog turnouts to DCC quickly and easily. To upgrade, simply replace your analog switch box with this decoder-equipped control box. Once connected, you can assign a decoder address and operate the turnout through your DCC system. Compatible with N, HO, On30, and O scales

HO SCALE TRACKSIDE TURNOUT DECODER

Item No. 44950 • Suggested price: \$53.00



This HO scale trackside turnout decoder lets you upgrade your electrically operated analog turnouts to DCC quickly and easily. With a decoder installed inside the trackside structure, this flexible design can be used in two ways: plug-and-play use with Bachmann's E-Z Track® system is available by snapping off break-away tabs at the bottom of the structure and plugging into the structure the appropriate wires from your track power source and turnout section. Alternatively, you can make the same connections by soldering to easily hide the wires through a hole under your layout. Once connected, you can assign a decoder address and operate the turnout through your DCC system.





CONTROLLERS AND POWER SUPPLY

NICKEL SILVER E-Z TRACK® OVAL with SPEED CONTROLLER

Item No. 44551 • Suggested price: \$175.00

Get started in the snap-fit E-Z Track® system with the Nickel Silver E-Z Track® Oval. Comes with 12 pieces of 18" radius curved track, three pieces of straight track, one straight terminal rerailer, and a standard DC speed controller. All you need now is the HO scale train of your choice (sold separately)



STEEL ALLOY E-Z TRACK® CIRCLE with SPEED CONTROLLER

Item No. 44214 • Suggested price: \$110.00



Locomotive not included

POWER PACKS



POWER PACK and SPEED CONTROLLER
(appropriate for N, HO, and On30 scale trains;
not DCC compatible)

Item No. 44211 • Suggested price: \$110.00



LARGE SCALE POWER PACK and SPEED CONTROLLER
(appropriate for Large Scale trains;
not DCC compatible)

Item No. 44217 • Suggested price: \$110.00

16V DC MULTI-ACCESSORY POWER SUPPLY

Item No. 44219 • Suggested price: \$70.00

- Now you can power multiple accessories from one convenient power supply.
- several accessories can be attached to each side of the power supply for up to 1 Amp total load
 - typical 16V DC accessory attachments are approximately three per side (six total)
 - for use with all scale accessories





E-Z LUBE®, SMOKE FLUID, AND TRACK CLEANER

E-Z LUBE® INDIVIDUALLY PACKAGED LUBRICANTS

Suggested price: \$20.00 each



**CONDUCTIVE
CONTACT LUBE**
(1 fl oz.)
Item No. 99981



GREASE
(0.5 oz.)
Item No. 99982



HEAVY GEAR OIL
(1 fl oz.)
Item No. 99983



LIGHT GEAR OIL
(1 fl oz.)
Item No. 99984

Lubricants for Model Railroad Professionals

For the best care and maintenance of metal-to-metal and other moving parts on motive power, rolling stock, and track, Bachmann has a full line of premium-grade lubricants. Four E-Z Lube® products are offered:

- ♦ light gear oil
- ♦ heavy gear oil
- ♦ heavy duty grease
- ♦ conductive contact lubricant

Each of the lubricants has a specific purpose. We recommend Bachmann's Light Gear Oil (Item No. 99984) for use on all gears, bearings, valve gears, and side rods. Our Heavy Gear Oil (Item No. 99983) lubricates for extended periods of time and should be used for larger locomotive gears only. For applications requiring heavier viscosity products, such as Large Scale gears, it is best to use heavy-duty Grease (Item No. 99982). And for superior electrical pickup, contact maintenance, and track cleaning, your choice is Conductive Contact Lube (99981).

With proper maintenance, you can extend the life and enjoyment of your railroad equipment for many, many years. We urge you to establish a sensible maintenance schedule and to use our E-Z Lube® products for professional care.



SMOKE FLUID
(4.5 fl oz.)
Item No. 00251
Suggested price: \$17.50



RAIL & ROAD TRACK CLEANER
(6 fl oz.)
Item No. 99992
Suggested price: \$17.50



Williams
by BACHMANN®



Now your model town or city can get moving with the *E-Z Street®* track system and *E-Z Street®* vehicles.

The *E-Z Street®* modular system snaps together to create realistic one-lane or two-lane roads and intersections. Some suggested configurations include using four sections of 90 Degree Crossover Track (Item No. 00268) to form a two-lane four-way intersection. The 16" diameter curves (Item No. 00261) nest inside the 21" diameter curves (Item No. 00262) for realistic two-lane roads. When planning your track layout, note that you need to use 2.5" Straight to Curve Track (Item No. 00264) anytime you want to connect straight track (5" Straight, Item No. 00266 or 10" Straight, Item No. 00267) to a curved section.

To add power to your *E-Z Street®* system, you must connect Power Wires (Item No. 00270) to the underside of a section of 10" Straight Track (Item No. 00267). If you would like to create an urban siding off of your track mainline, use our "To Track" Connector Pins (Item No. 00272) to connect to an O Gauge or O-27 tubular track system.

From open rural highways to busy city downtowns, *E-Z Street®* offers limitless possibilities for fun!



E-Z STREET® SEDANS

Navigates 16" diameter curves • Length 4.5" • Height 1.5"

Suggested price: \$99.95 each

Get behind the wheel of these cars designed for the *E-Z Street®* track system.

Features include:

- forward operation only on O Gauge *E-Z Street®* track system and straight or curved three-rail track
- may also operate on some three-rail turnouts and crossovers



**RINGLING BROS. and BARNUM & BAILEY™
CLOWN CAR**
Item No. 42730



SHERIFF CAR
Item No. 42749



SEDAN - BLACK
Item No. 42750



SEDAN - RED
Item No. 42751

©2026 Feld Entertainment, Inc.; RINGLING BROS. AND BARNUM & BAILEY™ and THE GREATEST SHOW ON EARTH™ are trademarks of and are used under license from Ringling Bros.-Barnum & Bailey Combined Shows, Inc.

**E-Z STREET® DELIVERY VAN**

Navigates 16" diameter curves or greater • Length 4.25" • Height 1.75"

Suggested price: \$99.95 each

If you want to add a fun touch to your E-Z Street® layout, these late 1930s-style vans will really deliver the goods.

Features include:

- forward operation only on O Gauge E-Z Street® track system and straight or curved three-rail track
- may also operate on some three-rail turnouts and crossovers



CHILLY'S ICE
Item No. 42737



KENSINGTON HARDWARE
Item No. 42740



PIPER'S PLUMBING
Item No. 42752



BERNIE'S BAKERY
Item No. 42753



RAILWAY EXPRESS AGENCY
Item No. 42754



E-Z STREET® TRUCKS

Navigates 16" diameter curves • Length 4.5" • Height varies by model

Suggested price: \$99.95 each

Make your city scene come alive with this fleet of trucks and station wagons available for the E-Z Street® track system.

Features include:

- forward operation only on O Gauge E-Z Street® track system and straight or curved three-rail track
- may also operate on some three-rail turnouts and crossovers



PICKUP TRUCK - BEIGE
(removable load)
Item No. 42732



FOOD TRUCK
Item No. 42734



PICKUP TRUCK - GREEN
(removable load)
Item No. 42735



HAWAIIAN SHAVE ICE TRUCK
Item No. 42746



ANIMAL CONTROL TRUCK
Item No. 42747



TOW TRUCK - RUSTY'S AUTO SALVAGE
Item No. 42748



E-Z STREET® STATION WAGONS

Navigates 16" diameter curves • Length 5.5" • Height varies by model

Suggested price: \$99.95 each



HEARSE

Item No. 42742



AMBULANCE

Item No. 42743



STATION WAGON - LIGHT BLUE

Item No. 42744



STATION WAGON - GOLD

Item No. 42755

E-Z STREET® OVAL TRACK PACK

Item No. 00275 • Suggested price: \$199.95

Start your E-Z Street® journey with our new track pack, featuring a 44" x 24" oval of E-Z Street® road track, fully compatible with our line of E-Z Street® expander pieces.



Williams
SOLARWAY

E-Z STREET™ TRACK



16" DIAMETER CURVED TRACK

Item No. 00261

Suggested price: \$32.95
(4/card)



21" DIAMETER CURVED TRACK

Item No. 00262

Suggested price: \$32.95
(4/card)



2.5" STRAIGHT TO STRAIGHT TRACK

Item No. 00263

Suggested price: \$27.95
(4/card)



2.5" STRAIGHT TO CURVE TRACK

Item No. 00264

Suggested price: \$28.95
(4/card)



2.5" CURVE TO CURVE TRACK

Item No. 00265

Suggested price: \$27.95
(4/card)



90 DEGREE CROSSOVER TRACK

Item No. 00268

Suggested price: \$13.95
(1/card)



CONNECTOR PINS

(8 outside & 4 center)

Item No. 00269

Suggested price: \$9.95



POWER CONNECTION WIRES

Item No. 00270

Suggested price: \$9.95
(2/card)



5" STRAIGHT TRACK

Item No. 00266

Suggested price: \$33.95
(4/card)



10" STRAIGHT TRACK/ POWER TERMINAL*

Item No. 00267

Suggested price: \$37.95
(4/card)



* Required for
power connection

TO TRACK CONNECTOR PINS

(8 outside & 4 center)

Item No. 00272

Suggested price: \$9.95



21" DIAMETER REMOTE TURNOUTS

Suggested price: \$69.95 each

Turnouts can be operated manually or remotely and feature non-derailing sprung switches.



21" DIAMETER REMOTE TURNOUT - LEFT

Item No. 00273



21" DIAMETER REMOTE TURNOUT - RIGHT

Item No. 00274


EMD F59PHI LOCOMOTIVE

Navigates O-31 curves • Length 15.75"
♦ Width 2.5" ♦ Height 3.875"

Suggested price: \$539.95 each



The EMD F59PHI is a diesel-electric locomotive still hard at work on passenger trains in the United States and Canada. It was first built in 1994 by General Motors' Electro-Motive Division (EMD) and later by EMD's successor company, Electro-Motive Diesel. With its sleek streamlined design and distinctive detailing, our F59PHI is the perfect addition to your modern passenger railroad.

**Features include:**

- True Blast® Plus 16 bit polyphonic sound including prime mover, horn, and bell
- dual vertical motors with flywheels
- headlights with prototypical directional lighting
- operating ditch lights
- 8-wheel drive with traction tires
- die-cast trucks, fuel tank, pilot, and wheels
- operating die-cast metal couplers
- illuminated number boards and marker lights
- roof vent detail and lift rings
- etched brass screens on sides
- separate fan covers with freely rotating fans
- separate metal steps
- rear platform detail
- fully-sprung opening cab doors
- two engineer figures
- separate windshield wipers
- metal chassis



AMTRAK CALIFORNIA™ #2001
Item No. 23402



AMTRAK CASCADES® #470
Item No. 23403

OFFICIAL
LICENSEE

of
AMTRAK®




O GAUGE EGGLINER MOTIVE POWER

Navigates D-27 curves • Length 4.75" • Width 2.5" • Height 3.25"

Suggested price: \$229.00 each



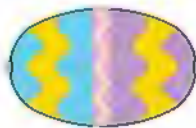
Bachmann's whimsical "Eggliners" are a great way to celebrate the seasons. Featuring operating headlights, marker lights, and transformer-controlled forward, neutral, and reverse operation, their vibrant colors are sure to liven up your layout.

**INDEPENDENCE DAY**

Item No. 23701

**EASTER**

Item No. 23702

**HALLOWEEN**

Item No. 23704





OPERATING LOG DUMP CAR

Navigates O 31 curves • Length 11.5" • Height 2.5"

Suggested price: \$159.95 each

Features include:

- bin lifts and dumps logs
- operates on all O Gauge track
- requires O 27 Uncoupling Section (Item No. 00207), O Gauge Uncoupling Section (Item No. 00217), or our Operating Car Remote Control (Item No. 47999)
- also operates on uncoupling track from other manufacturers
- fast angle wheels
- all metal trucks
- die-cast sideframes and operating couplers



See Accessories section for operating remote controller.



PICKERING LUMBER COMPANY

Item No. 47926



YELLOW PINE LUMBER COMPANY

Item No. 47928



OPERATING COAL DUMP CAR

Navigates O-31 curves • Length 11.5" • Height 2.5"

Suggested price: \$159.95 each



Features include:


- bin lifts and dumps coal
- operates on all O Gauge track
- requires O-27 Uncoupling Section (Item No. 00207), O Gauge Uncoupling Section (Item No. 00217), or our Operating Car Remote Control (Item No. 47999)
- also operates on uncoupling track from other manufacturers
- fast angle wheels
- all metal trucks
- die-cast sideframes and operating couplers



See Accessories section for operating remote controller.



CP RAIL
Item No. 47951



DM & IR
Item No. 47952



OPERATING BOXCAR

Navigates Q-27 curves • Length 11.5" • Height 2.5"

Suggested price: \$159.95 each



Features include:

- door opens and man throws boxes from car when action is activated by Q-27 Uncoupling Track (Item No. 00207), O Gauge Uncoupling Track (Item No. 00217), or our Operating Car Remote Control (Item No. 47999)
- also operates on uncoupling track from other manufacturers
- fast angle wheels
- all metal trucks
- die-cast sideframes and operating couplers



See Accessories section
for operating remote
controller.



NEW YORK CENTRAL
Item No. 47976



MILWAUKEE ROAD
Item No. 47976



SANTA FE
Item No. 47977



SOUTHERN
Item No. 47978

70-TON ORE CAR

Navigates O-27 curves • Length 7.25" • Height 3.25"

Suggested price: \$79.95 each



Features include:

- die-cast metal trucks
- all metal operating couplers
- removable ore load



DULUTH, MISSABE & IRON RANGE RAILWAY
Item No. 48501



BESSEMER & LAKE ERIE RAILROAD
Item No. 48502



CP RAIL
Item No. 48503



MILWAUKEE ROAD
Item No. 48504


 Williams
 a Bachmann brand

O Gauge E-Z Track®

Bachmann's exclusive E-Z Track® has long been one of the world's most popular track systems in HO and N scale because it makes set-up quick and fun! Just snap it together and it stays together on floors, tables, and carpets. This O Gauge version features tin-plated steel track and gray roadbed.



10" STRAIGHT
(4 per card)

Item No. 00280 • Suggested price: \$29.95



36" DIAMETER CURVED

(4 per card; 12 pieces make a circle)

Item No. 00281 • Suggested price: \$29.95



10" STRAIGHT - BULK
(24 pieces per carton)

Item No. 00284 • Suggested price: \$159.95



36" DIAMETER CURVED - BULK
(24 pieces per carton)

Item No. 00285 • Suggested price: \$159.95





OPERATING CAR REMOTE CONTROL

Item No. 47999
Suggested price: \$69.95

Wirelessly control up to 24 of our Operating Cars (Log Dump, Coal Dump, or Boxcar) anywhere on your layout. Requires 9 volt battery (not included).



SMOKE FLUID (4.5 fl oz)
Item No. 00251
Suggested price: \$17.50



RAIL & ROAD TRACK CLEANER (6 fl oz)
Item No. 99992
Suggested price: \$17.50



POWER UPGRADE KIT

Item No. 00242 • Suggested price: \$219.95

- easily convert your dummy units into powered units
- comes with simple self-install instructions
- no soldering required



SIX WHEEL REAR BLIND UPGRADE KIT

Compatible with:

- SD45
- DASH 9
- FM TrainMaster
- U33C
- SD90
- FP45
- EF-4 Rectifier

REVERSE BOARD with LOCKOUT

Item No. 00249 • Suggested price: \$79.95

- 6 amp
- electronic sequence reversing unit for all locomotives
- directional lockout switch
- board dimensions:
3" L x 1.625" W x 1.25" H
- lead included to power single- or double-motored locomotives
- can be mounted flat or upright on chassis



Installation instructions included.

TRUE BLAST® PLUS SOUND SYSTEMS

Suggested price: \$109.95 each

You can add realistic sounds to older Williams® locomotives with these *True Blast® Plus* sound systems.



ALCO FA TRUE BLAST® PLUS

Alco 244 prime mover with Wabco E2 horn and Alco bell,
Item No. 00255

GENESIS TRUE BLAST® PLUS

GE 7FDL16 prime mover with Nathan K5LA horn and modern GE bell,
Item No. 00256

GM GP38 TRUE BLAST® PLUS

EMD 645 (non-turbo) prime mover with Leslie S3L horn and bell,
Item No. 00257

GE 44-TON TRUE BLAST® PLUS

Caterpillar D17000 prime mover with Wabco E2 horn and bell,
Item No. 00258

DON'T FALL BEHIND!

Be sure to follow Bachmann Trains USA on Social Media. We post regular updates on upcoming products, host monthly livestreams, and share in-depth showcases about your favorite models. You can also tune in to our *Building a Layout with Bachmann* video series, where we take you through every step that goes into building a dream model railroad. Additionally, you can subscribe to the weekly *Bachmann Newsletter* for the latest on new product arrivals, what's popular and in stock, and further information on upcoming models.



Subscribe at [Bachmanntrains.com](https://bachmanntrains.com)



@bachmanntrains



@BachmannTrainsUSA



@bachmanntrains



Bachmann Trains USA



2026

For information on new product arrivals and further details on each new release, you can sign up for our free weekly newsletter at www.bachmanntrains.com.

NATIONAL SALES OFFICE

1400 East Erie Avenue
Philadelphia, PA 19124 USA
Telephone: 215-533-1600
Fax: 215-744-4699
www.bachmanntrains.com

UNITED KINGDOM

Bachmann Europe PLC.
Moat Way, Barwell
Leicestershire LE9 8EY
United Kingdom
Telephone: 44-1455-841756
Fax: 44-1455-841787
www.bachmann.co.uk

GERMANY

Bachmann Europe PLC.
Niederlassung Deutschland
Am Umspannwerk 5
D-90518 Altdorf bei Nürnberg
Germany
Telephone: 49-9187-9722-0
Fax: 49-9187-9722-22
www.liliput.de



Copyright ©2024, Bachmann Industries, Inc. All rights reserved. Printed in U.S.A.

Now That's the Way to Run a Railroad!®



BRANDS

